

ORDER INVOICE WITH ENGINEERING BREAKDOWN [MJE02189]

APRIL 13, 2017

(MJE02189)-ENGINE (AFN03937)-GENERATOR (DWB02194)-
GENSET

For Help Desk Phone Numbers [Click here](#)



Caution Ordering Parts from TMI Order Invoice with Engineering Breakdown

Order Invoice with Engineering Breakdown information is provided by the orders system, once you click breakdown of a part, TMI pulls the information from the Engineering Data System (EDS).

EDS is not a manufacturing bill of material system but a engineering part in effect system. TMI uses the built date and calls EDS to pull the part in effect at that time.

Recently, TMI added an as manufactured tab. This tab provides the consist as reported from the engine factory. This data is limited but growing for new manufactured engines. To see an example enter "WRH00104"

To validate you are ordering a correct part, TMI encourages you to contact Morton Parts. 800-566-7782 or tech_support@cat.com

The below option will email full breakdown of the serial number

Excel PDF

FullBreakDown

Sales Model: C27 Invoice Number:GE 652674 Dealer: E455 S.O. Number: FFBJ00 Invoice Date: 2010-10-13

[Feature Code](#)

[Part Numbers](#)

[Ship Loose](#)

[Help](#)

Feature Codes [Top](#)



28 results found, displaying 1 to 28

Reference Number	Eng Chg	Quantity	ASM	LESS	Set Type	Reference Drawing	Description
C27DE33	F	1	I			Drawing...	C27 480/440V 60 HZ 33
OGNPMDE	F	1	I				GENERATOR 597 FRAME PM DE
RPA0122	F	1	I				597 FRAME GENERATOR REMOVAL 22
EMCDP02	F	1	I				DUST-PROOF CONTROL PANEL
CNTCT07	F	1	I				AC CONTACTOR
PANLGTS	F	1	I				PANEL LIGHTS
VANDALD	F	1	I				VANDAL DOOR
COLHTR2	F	1	I				JACKETWATER COOLANT HEATER
PTSREM1	F	1	I				POWER TERM STRIP RMVL-1600AMP
CBRR000	F	1	I			Drawing...	CIRCUIT BREAKER - REAR
CBK0084	F	1	I				1250AMP 3-POLE CIRCUIT BRKR 84
CT09006	F	1	I				CURRENT TRANSF., 900:5 RATIO
ALT2424	F	1	I				45A CHARGING ALTERNATOR 24V
BOTCBLE	F	1	I			Drawing...	BOTTOM CABLE ENTRY CIRCUIT BKR
CERTIF2	F	1	I				*OLD*EPA/CARB NON-RD EMIS CERT
EMCCPRR	F	1	I				CONTROL PANEL MOUNTING - REAR
EMCP31	F	1	I				EMCP 3.1 CONTROL PANEL

PRIMEPA	F	1	I	Drawing...	PRIME POWER APPLICATION
60H0600	F	1	I		60HZ 600 VOLTS
MSCPB12	F	1	I		DRILLING
MWCODEE	F	1	I		PRIME POWER
KW00725	F	1	I		725 EKW W/FAN
MSPETDR	F	1	I		PETRO DRILLING
LANENGO	F	1	I		ENGLISH LANGUAGE OPTION
CERTMOB	F	1	I		**OLD** MOBILE APPLICATION USE
CERTUSA	F	1	I		INSIDE US EPA LOCATIONS
ESCNONE	F	1	I		NO EXTENDED SERVICE COVERAGE
NONULL	F	1	I		NON UL 2200 LISTED PKG GEN SET

Part Numbers [Top](#)


80 results found, displaying 1 to 80

Reference Number	Eng Chg	Quantity	ASM	LESS 	Set Type	Description	Reference Drawing	SIS Part Diagram 
GP0453	06	1	I			C27 800 KW 60HZ EPA CERTIFIED		View Diagram
- 2652121	04	1	I			GENERAL ARRANGEMENT		View Diagram
- 2671232	14	1	I			ENGINE AR-C27		View Diagram
- 3L0284		1	I			*****TEST - PKG GEN SET*****		View Diagram
- 5P2506	00	1	S			LITERATURE - ENGLISH	Drawing...	View Diagram
- 1195148	02	138	I			COOLANT-LONG LIFE-BULK-1 LITER		View Diagram
- 1497876	08	1	I			FASTNER GP-COUPPING-GENERATOR		View Diagram
- 1517794	04	1	I			MOUNTING GP-ENGINE-FLEXIBLE		View Diagram
- 1834729	06	1	I			MOUNTING GP-CONTROL PANEL-REAR		View Diagram
- 2057860	10	1	I			FILM GP - 17 DIGIT PIN		View Diagram
- 2127990	00	1	S			FITTING GROUP-EXHAUST		View Diagram
- 2506859	06	1	I			MTG GP-REGULATOR		View Diagram
- 2527405	00	1	I			***** TEST - GEN ELE SYS LE *		View Diagram
- 2546260	05	1	I			ELEK GP-A6001		View Diagram
- 2613322	02	1	I			SWITCH GP DISCONNECT		View Diagram
- 2684428	03	1	I			CLEANER GP-AIR		View Diagram
- 2713843	03	1	I			LINES GP-DRAIN		View Diagram
- 2720705	05	1	I			ENCLOSURE GP		View Diagram
- 2725156	00	2	I			COVER GP		View Diagram
- 2745703	06	1	I			PANEL GP-INSTR		View Diagram
- 2745789	02	1	I			PANEL GP-ELEK		View Diagram
- 2745793	07	1	I			BOX GP-EXTENSION		View Diagram
- 2750030	01	1	I			COVER GP-PROT		View Diagram
- 2750032	01	1	I			COVER GP-PROT		View Diagram
- 2767231	04	1	I			HARNESS AS		View Diagram
- 2784930	03	1	I			DISPOSAL GP-FUME		View Diagram
- 2788038	01	1	I			REGULATOR GP		View Diagram
- 2807830	04	1	I			WIRING GP		View Diagram
- 2807831	06	1	I			WIRING GP		View Diagram
- 2807832	04	1	I			WIRING GP		View Diagram
- 2807852	03	1	I			HARNESS AS		View Diagram
- 2910151	06	1	I			RADIATOR GP-E		View Diagram
- 2912856	06	1	I			FILM GP		View Diagram
- 2933745	05	1	I			BASE AS		View Diagram

- 2956925 01	1	I	BATTERY GP-C32	View Diagram
- 3113023 02	1	I	DRIVE GP - FAN	View Diagram
- 1644543 01	1	I	VEE BELT SET	View Diagram
- 2862478 04	1	I	LINES GP-FUEL	View Diagram
- 2790735 00	1	I	BATTERY CABLES	View Diagram
- 3086431 02	1	I	SENSOR GP - MTG&	View Diagram
- 3157777 02	1	I	SUPPORT GP - BATTERY - LE-PKG	View Diagram
GC4692 01	1	I	597-1B 600V PM GENERATOR	View Diagram
- 1366595 00	1	I	GENERATOR AR-SR4B 597 FRAME PM	View Diagram
- 1973086 05	1	I	CONNECTION GP - GENERATOR	View Diagram
GC4716 03	1	I	597-1B GENERATOR REMOVAL	View Diagram
5N9635	1	I	EMISSIONS CERTIFIED	View Diagram
GP0387 00	1	I	DUSTPROOF ENCLOSURE	View Diagram
- 2804242 00	1	I	KIT-DUSTPROOF	View Diagram
GP0388 00	1	I	AC CONTACTOR	View Diagram
- 2804316 06	1	I	CONTACTOR GP	View Diagram
GP0390 00	1	I	PANEL LIGHTS -INSTALLED	View Diagram
- 2804324 03	1	I	LIGHTING GP	View Diagram
GP0391 00	1	I	VANDAL DOOR	View Diagram
- 2627751 01	1	I	COVER GP	View Diagram
GP0848 03	1	I	HEATER GP-JACKET WATER - C27	View Diagram
- 2809892 07	1	I	HEATER GP-JW	View Diagram
- 2818465 06	1	I	CONNECTION GP	View Diagram
GP0923 02	1	I	ALTERNATOR	View Diagram
- 5N5692 14	1	I	ALTERNATOR - 24V - 45 AMP Drawing...	View Diagram
- 2609522 05	1	I	WIRING GP-ALT	View Diagram
- 2714224 06	1	I	GUARD GP-BELT	View Diagram
- 3036241 01	1	I	MTG GP-ALT	View Diagram
LE4127 00	1	I	REMOVAL AR-1600 AMPS PTS	View Diagram
GP0400 00	1	I	FIRST CIRCUIT BREAKER REAR	View Diagram
- 5N9702	1	I	NOTE- SINGLE BREAKER REAR	View Diagram
- 5N9696	1	I	NOTE - BOTTOM CABLE ENTRY	View Diagram
GP0416 00	1	I	3 POLE 100% RATED 1250 AMP BOT	View Diagram
- 1896393 01	1	I	CABLE GP - ELEC	View Diagram
- 2222331 01	1	I	WIRING GROUP	View Diagram
- 2704668 00	1	I	MOUNTING GROUP-CIRCUIT BREAKER	View Diagram
- 2807884 00	1	I	COVER GP	View Diagram
- 2704629 00	1	I	BREAKER GP-CKT	View Diagram
GP0429 00	1	I	CURRENT TRANSFORMER (900:5)	View Diagram
- 2814704 01	1	I	TRANSFORMER GP	View Diagram
9Y8155 04	1	I	NOTE-STAMP FOR PRIME POWER	View Diagram
5N9584	1	I	VOLTAGE INDICATOR 600V, 60HZ	View Diagram
PP5658 00	1	I	1104 BHP 753 EKW GEN WOF 60HZ	View Diagram
- 0K7490 00	1	I	824 BKW (1105 BHP) @ 1800 RPM	View Diagram
0V2787	1	I	END USE: PETRO DRILLING	View Diagram
CA0866 07	1	I	LANGUAGE MARKINGS- ENGLISH	View Diagram

Ship Loose [Top](#)

18 results found, displaying 1 to 18

Reference Number	Eng Chg	Quantity	ASM	LESS 	Set Type	Description	BreakDown...
		4	S				BreakDown...
ESO		1	S			(PRNT ESO COPY)	BreakDown...
PML		1	S			CHK PM FOR FILMS	BreakDown...
5L3773		1	S			GASKET-EXH ELBOW	BreakDown...
6L4502		1	S			PROD MARKING SYS	BreakDown...
7X2563		8	S			BOLT	BreakDown...
8T4123		16	S			WASHER-HARD	BreakDown...
8T4131		8	S			NUT-HEX	BreakDown...
8T4194		8	S			BOLT	BreakDown...
8T4223		16	S			WASHER-HARD	BreakDown...
8T4244		8	S			NUT-HEX	BreakDown...
1139848		1	S			GASKET	BreakDown...
1454933		1	S			FLANGE	BreakDown...
2111005		1	S			ADAPTER AS	BreakDown...
2127990		1	S			FITTING GP-EXH	BreakDown...
SEBU8088		1	S			OMM	BreakDown...
SELF5440		1	S			WARRANTY	BreakDown...
SERP4500		1	S			PTSCD	BreakDown...

Caterpillar Confidential: **Green**

Content Owner: Commercial Processes Division

Web Master(s): [PSG Web Based Systems Support](#)

Current Date: 04/13/2017 1:04:56 PM

© Caterpillar Inc. 2017 All Rights Reserved.

[Data Privacy Statement](#).