



# Feature Codes [Top](#)

60 results found, displaying 1 to 60



Reference Number	Eng Chg	Quantity	ASM	LESS 	Set Type	Description
<a href="#">C32DR38</a>	F	1	I			C32. 480V 60 HZ TIER 2(CONFIG)
<a href="#">OGPM468</a>	F	1	I			1424/1B RW PM 400;415;480
<a href="#">ULLIST</a>	F	1	I			UL 2200 LISTED PACKAGE GEN SET
<a href="#">STD RAD</a>	F	1	I			STANDARD RADIATOR
<a href="#">HTSHLD3</a>	F	1	I			HEAT SHIELD
<a href="#">NGRDCNC</a>	F	1	I			NEUTRAL GND CONNECTION
<a href="#">IBCCERT</a>	F	1	I			IBC CERTIFICATION
<a href="#">BTC1032</a>	F	1	S			BATT CHARGER 10A NFPA LOOSE
<a href="#">JWHWP08</a>	F	1	I			JACKET WATER HTR+P 9KW 240V
<a href="#">BAT2431</a>	F	1	I			STANDARD BATTERY 31
<a href="#">CT20006</a>	F	1	I			TRANSFORMER GP
<a href="#">CVR0010</a>	F	1	I			SIDE COVER GROUP QTY 2
<a href="#">CVR0013</a>	F	1	I			REAR COVER GROUP QTY 1
<a href="#">EMPTYSR</a>	F	1	I			EMPTY ENCLOSURE W/SHROUD
<a href="#">CUSTCNB</a>	F	1	I			CUSTOMER CONNECTION MTG - REAR
<a href="#">AUXPNLL</a>	F	1	I			AUXILIARY PLATE MOUNTING - LH
<a href="#">RSELWR1</a>	F	1	I			RAISE/LOWER SWITCH

60 results found, displaying 1 to 60

Reference Number	Eng Chg	Quantity	ASM	LESS 	Set Type	Description
<a href="#">CVR0018</a>	F	1	I			1 LOCAL ANNUNCIATOR MODULES
<a href="#">ANNNFPA</a>	F	1	I			1ST LOCAL ANN NFPA 110/CSA282
<a href="#">ANNR001</a>	F	1	S			REMOTE ANNUNCIATOR NFPA/CSA
<a href="#">EMCSD10</a>	F	1	I			DISCRETE I/O PACKAGE -INSTALLE
<a href="#">RTDDIOH</a>	F	1	I			OPTIONAL MODULE HARNESS
<a href="#">LPCMONS</a>	F	1	S			LOCAL PC MONITORING
<a href="#">PANLGTS</a>	F	1	I			PANEL LIGHT INSTALLED
<a href="#">UIPBRHS</a>	F	1	I			CONTROL PANEL MOUNTING - RH
<a href="#">SHK0017</a>	F	1	I			SPACE HEATER 17
<a href="#">NOENCL1</a>	F	1	I			NO ENCLOSURE
<a href="#">ACL0017</a>	F	1	I			AIR CLEANER - STANDARD 17
<a href="#">BUSB002</a>	F	1	I			NEMA LV BUSS BAR CONNECTION
<a href="#">COOL001</a>	F	1	I			EXTENDED LIFE COOLANT
<a href="#">DVR0005</a>	F	1	I			DVR LOW VOLTAGE 4.2 PANEL
<a href="#">EMCP42</a>	F	1	I			EMCP4.2 COMMON CONTROL PANEL
<a href="#">LANENGO</a>	F	1	I			ENGLISH LANGUAGE OPTION
<a href="#">NOENCPB</a>	F	1	I			NO ENCLOSURE
<a href="#">NOENCPL</a>	F	1	I			NO ENCLOSURE
<a href="#">NOFLS01</a>	F	1	I			NO FUEL LEVEL SWITCH
<a href="#">NOFULSP</a>	F	1	I			NO FUEL FILL SPILL CONTAINMENT
<a href="#">RADDFL8</a>	F	1	I			RADIATOR DUCT FLANGE L8
<a href="#">RANNWIR</a>	F	1	I			REMOTE ANNUNCIATOR WIRING
<a href="#">STDBSE2</a>	F	1	I			STANDARD BASE(SINGLE BEAR)
<a href="#">VIBIS49</a>	F	1				LINEAR SPRING 49
<a href="#">ENGGEN1</a>	F	1	I			ENGLISH (STD)
<a href="#">60H0480</a>	F	1	I			60HZ 480 VOLTS
<a href="#">TRSGEN7</a>	F	1	I			PGS TEST REPORT @ 0.8 PF
<a href="#">SWP0003</a>	F	1	I			SHRINK WRAP PROTECTION
<a href="#">CERTESE</a>	F	1	I			EPA STATIONARY EMERGENCY
<a href="#">MSCEC72</a>	F	1	I			COMMERCIAL BUSINESSES
<a href="#">MWCODEF</a>	F	1	I			STANDBY POWER
<a href="#">MSEPGGN</a>	F	1	I			GENERAL EPG
<a href="#">KW01000</a>	F	1	I			1000 EKW W/FAN
<a href="#">ACDNOAV</a>	F	1	I			AC DISTRIBUTION NOT AVAILABLE
<a href="#">CATDEC</a>	F	1	I			CAT DECALS
<a href="#">NOCWBEC</a>	F	1	I			NO COLD WEATHER BUNDLE
<a href="#">NOEUCRT</a>	F	1	I			NO EU CERT.
<a href="#">NOLVRAV</a>	F	1	I			LOUVERS NOT AVAILABLE
<a href="#">NONGRD</a>	F	1	I			NO GUARD REQUIRED
<a href="#">NOOPTDS</a>	F	1	I			99L OIL PAN SUPPLIED (186L NR)
<a href="#">STANDBY</a>	F	1	I			STANDBY POWER
<a href="#">STDGOV</a>	F	1	I			STANDARD GOVERNOR
<a href="#">STDLV1</a>	F	1	I			STD LUBE OIL DRAIN & VALVE

### Part Numbers [Top](#)

110 results found, displaying 1 to 110

Reference Number	Eng Chg	Quantity	ASM	LESS 	Set Type	Description	Reference Drawing	SIS Part Diagram 
LS1817	00	1	I			C32 - 60HZ ENG ESE	<a href="#">Drawing...</a>	<a href="#">View Diagram</a>
4445868	-	1	I			GENERAL ARRANGEMENT		<a href="#">View Diagram</a>
4447558	-	1	I			ENGINE AR - C32 EPG		<a href="#">View Diagram</a>

3305141	-	00	1	I	LINES GP-DRAIN		<a href="#">View Diagram</a>
4326124		00	1	I	GENERATOR AR - POWER	<a href="#">Drawing...</a>	<a href="#">View Diagram</a>
	LE0222	05	1	I	UL-2200 FOR ALL 3500		<a href="#">View Diagram</a>
3L0028	-		1	I	NAMEPLATE		<a href="#">View Diagram</a>
3L0043	-		1	I	GSC + SETPOINT INFORMATION-UL		<a href="#">View Diagram</a>
3L0027	-		1	I	NAMEPLATE		<a href="#">View Diagram</a>
3992338		02	1	I	RADIATOR GP	<a href="#">Drawing...</a>	<a href="#">View Diagram</a>
	LS0332	01	1	I	LONG LIFE COOLANT	<a href="#">Drawing...</a>	<a href="#">View Diagram</a>
1195148	-	02	155	I	COOLANT-LONG LIFE- BULK-1 LITER		<a href="#">View Diagram</a>
3690804	-	04	3	I	ADDITIVE-COOLANT		<a href="#">View Diagram</a>
	GP1491	00	1	I	HEAT SHIELD HIGH AMB RAD UL/CS		<a href="#">View Diagram</a>
3502504	-	02	1	I	SHIELD GP		<a href="#">View Diagram</a>
3556306	-	00	1	I	SHIELD GP-CMPNT		<a href="#">View Diagram</a>
	LS0396	00	1	S	1.5G SEISMIC ISOLATORS	<a href="#">Drawing...</a>	<a href="#">View Diagram</a>
3430899	-	00	1	S	MTG GP-ISOLATOR		<a href="#">View Diagram</a>
3430900	-	00	1	S	MTG GP-RAIL		<a href="#">View Diagram</a>
3126117		02	1	I	CONNECTION GP		<a href="#">View Diagram</a>
3662767		01	1	I	FILM-INFO (IBC)		<a href="#">View Diagram</a>
3395996		01	1	S	CHARGER-BATTERY		<a href="#">View Diagram</a>
	LS0461	01	1	I	JWH 60HZ EMCP4.2		<a href="#">View Diagram</a>
3992334	-	03	1	I	HEATER GP-JW		<a href="#">View Diagram</a>
4335693	-	01	1	I	MTG GP		<a href="#">View Diagram</a>
2449656	-	05	1	I	OPTIONAL CONN AS		<a href="#">View Diagram</a>
	LS0178	01	1	I	STANDARD BATTERY GROUP	<a href="#">Drawing...</a>	<a href="#">View Diagram</a>
2924304	-	00	1	S	CABLE AS		<a href="#">View Diagram</a>
2401454	-	01	1	S	CABLE AS		<a href="#">View Diagram</a>
3425296	-	01	1	S	SUPPORT GP-BTRY		<a href="#">View Diagram</a>
7L7871	-	09	1	S	24 VOLT BATTERY SET - DRY	<a href="#">Drawing...</a>	<a href="#">View Diagram</a>
3161091		00	1	I	TRANSFORMER GP		<a href="#">View Diagram</a>
2792280		05	1	I	MTG GP-BUS	<a href="#">Drawing...</a>	<a href="#">View Diagram</a>
	LF0096	01	1	I	COVER GP - SIDE PANEL	<a href="#">Drawing...</a>	<a href="#">View Diagram</a>
3528721	-	00	2	I	COVER GP-SIDE	<a href="#">Drawing...</a>	<a href="#">View Diagram</a>
3528717		00	1	I	COVER GP-REAR	<a href="#">Drawing...</a>	<a href="#">View Diagram</a>
	LF0271	03	1	I	EMPTY ENCLOSURE W/ SHROUD - RS		<a href="#">View Diagram</a>
3528728	-	06	1	I	BOX GP-SIDE EXTENSION		<a href="#">View Diagram</a>
2590151	-	00	1	I	MOUNTING GP		<a href="#">View Diagram</a>
2450025	-	00	1	I	COVER GP-SIDE ROOF		<a href="#">View Diagram</a>
4161178	-	01	1	I	INSTRUCTIONS		<a href="#">View Diagram</a>
3296794	-	00	1	I	INSTRUCTIONS		<a href="#">View Diagram</a>
	LS0348	04	1	I	EMCP4.2	<a href="#">Drawing...</a>	<a href="#">View Diagram</a>
		05	1	I	MOUNTING GP-CDVR		<a href="#">View Diagram</a>

2450082	-								
2527367	-	02	3	I	MOUNTING GP-PANEL				<a href="#">View Diagram</a>
2631745	-	06	1	I	CONNECTION GP-J				<a href="#">View Diagram</a>
3684865	-	01	1	I	BOX GP-ELEC				<a href="#">View Diagram</a>
3706124	-	00	1	S	LITERATURE-QSG	<a href="#">Drawing...</a>			<a href="#">View Diagram</a>
2527409	-	07	2	I	MOUNTING GP-LADDER CLIPS				<a href="#">View Diagram</a>
4310361	-	02	1	I	BOX GP-BASIC				<a href="#">View Diagram</a>
3087549	-	06	1	I	FASTENER GP-GND				<a href="#">View Diagram</a>
4200445	-	00	1	I	CONT GP-B				<a href="#">View Diagram</a>
2450023	-	03	1	I	COVER GP-FRONT BOX				<a href="#">View Diagram</a>
	LS0389	01	1	I	CDVR GP EMCP4.2-LV	<a href="#">Drawing...</a>			<a href="#">View Diagram</a>
3303453	-	03	1	I	WIRING GP - VOLTAGE SENSING				<a href="#">View Diagram</a>
2784899	-	01	1	I	CONTROL GP-CDVR				<a href="#">View Diagram</a>
2784895	-	04	1	I	WIRING GP - CTS				<a href="#">View Diagram</a>
2527395	-	00	1	I	INSTRUCTIONS				<a href="#">View Diagram</a>
	LF0555	00	1	I	AUXILIARY PLATE-LH	<a href="#">Drawing...</a>			<a href="#">View Diagram</a>
2527396	-	02	1	I	INSTRUCTIONS-GOV				<a href="#">View Diagram</a>
2450027	-	04	1	I	COVER GP				<a href="#">View Diagram</a>
	GC2995	00	1	I	Raise/Lower Switch	<a href="#">Drawing...</a>			<a href="#">View Diagram</a>
2678475	-	00	1	I	MOUNTING GP				<a href="#">View Diagram</a>
2527556	-	00	1	I	COVER GP				<a href="#">View Diagram</a>
	LF0284	00	1	I	1st LOCAL ANNUNCIATOR (INSTALL)				<a href="#">View Diagram</a>
2527553	-	01	1	I	CONTROL GP				<a href="#">View Diagram</a>
2714524	-	02	1	I	INSTRUCTIONS				<a href="#">View Diagram</a>
2527480	-	00	1	I	CONNECTION GP				<a href="#">View Diagram</a>
3739473	-	00	1	S	ALARM GP-BASIC	<a href="#">Drawing...</a>			<a href="#">View Diagram</a>
	GC5037	00	1	I	SPARE DISCRETE I/O PACKAGE				<a href="#">View Diagram</a>
2527347	-	03	1	I	MOUNTING GP				<a href="#">View Diagram</a>
	GC2963	00	1	I	OPTIONAL MODULE HARNESS				<a href="#">View Diagram</a>
2527362	-	02	1	I	HARNESS GP				<a href="#">View Diagram</a>
	GC3243	01	1	S	LOCAL PC MONITORING (SHIPPED L				<a href="#">View Diagram</a>
2700476	-	00	1	S	ADAPTER GP-BSC				<a href="#">View Diagram</a>
2697022	-	01	1	I	LIGHTING GP				<a href="#">View Diagram</a>
3559019	-	08	1	I	ELECTRONICS GP				<a href="#">View Diagram</a>
2527391	-	00	1	I	INSTRUCTIONS				<a href="#">View Diagram</a>
3726303	-	01	1	I	WIRING GP				<a href="#">View Diagram</a>
	GC5216	00	1	I	SPACE HEATER-1400 FRAME				<a href="#">View Diagram</a>
2539821	-	04	1	I	SPACE HEATER				<a href="#">View Diagram</a>
3568502	-	01	1	I	WIRING GP				<a href="#">View Diagram</a>
		00	1	I	KIT - LITERATURE	<a href="#">Drawing...</a>			<a href="#">View Diagram</a>

4218926	LS0481	00	1	I	STANDARD BASE - SINGLE BEARING	<a href="#">Drawing...</a>	<a href="#">View Diagram</a>
3492571	-	05	1	I	BASE GP-ENGINE		<a href="#">View Diagram</a>
3054225	-	04	1	I	MOUNTING GP		<a href="#">View Diagram</a>
3L0414	-		1	I	SINGLE BEARING GEN ALIGN-3500		<a href="#">View Diagram</a>
3545550	-	03	1	I	INSTALLATION AR - POWER		<a href="#">View Diagram</a>
3963772		00	1	I	WIRING GP	<a href="#">Drawing...</a>	<a href="#">View Diagram</a>
	LS1809	00	1	I	C32 SR5 60HZ 1000/910/800 KW-A	<a href="#">Drawing...</a>	<a href="#">View Diagram</a>
2450001	-	01	1	I	CONSOLE GP-REAR		<a href="#">View Diagram</a>
2450024	-	00	1	I	COVER GP-MAIN ROOF		<a href="#">View Diagram</a>
2450087	-	06	1	I	MOUNTING GP-MAIN BOX		<a href="#">View Diagram</a>
2527405	-	00	1	I	***** TEST - GEN ELE SYS LE *		<a href="#">View Diagram</a>
2527438	-	03	4	I	COVER GP		<a href="#">View Diagram</a>
2750030	-	01	1	I	COVER GP-PROT		<a href="#">View Diagram</a>
2750032	-	01	1	I	COVER GP-PROT		<a href="#">View Diagram</a>
3038277	-	02	1	I	COVER GP		<a href="#">View Diagram</a>
3085838	-	07	1	I	FILM GP		<a href="#">View Diagram</a>
4218926	-	00	1	S	KIT - LITERATURE	<a href="#">Drawing...</a>	<a href="#">View Diagram</a>
3L0284	-		1	I	*****TEST - PKG GEN SET*****		<a href="#">View Diagram</a>
4350408		00	1	I	CLEANER GP-AIR-D	<a href="#">Drawing...</a>	<a href="#">View Diagram</a>
4481221		00	1	I	FILM-INFO (IBC CERTIFICATION L		<a href="#">View Diagram</a>
4378215		00	1	I	DUCT GP-ENCL	<a href="#">Drawing...</a>	<a href="#">View Diagram</a>
	5N9597		1	I	VOLTAGE INDICATOR 480V, 60HZ		<a href="#">View Diagram</a>
	OP1793		1	I	***GEN SET TEST CHG @ 0.8 PF**		<a href="#">View Diagram</a>
	OP7609		1	I	SHRINK WRAP PROTECTION - 3508		<a href="#">View Diagram</a>
	OV1065		1	I	END USE: GENERAL EPG		<a href="#">View Diagram</a>
	PP6050	01	1	I	1502 BHP 1000 GEN KW WOF 60 HZ		<a href="#">View Diagram</a>
0K8987	-	00	1	I	1120 BKW (1502 BHP) @ 1800 RPM		<a href="#">View Diagram</a>

## Ship Loose Top

3 results found, displaying 1 to 3

Reference Number	Eng Chg	Quantity	ASM	LESS 	Set Type	Description	BreakDown...
		1	S			PVA 000-00\NO-VA	<a href="#">BreakDown...</a>
ESO		1	S			(PRNT ESO COPY)	<a href="#">BreakDown...</a>
- PML		1	S			CHK PM FOR FILMS	<a href="#">BreakDown...</a>

Caterpillar Confidential: **Green**  
 Content Owner: Commercial Processes Division  
 Web Master(s): [PSG Web Based Systems Support](#)

Current Date: 7/18/2016 1:12:58 PM

© Caterpillar Inc. 2016 All Rights Reserved.

[Data Privacy Statement](#)