

ORDER INVOICE WITH ENGINEERING BREAKDOWN [FST00921]

APRIL 13, 2016

(FST00921)-ENGINE (G7A04515)-GENERATOR (EKW01661)
-GENSET

For Help Desk Phone Numbers [Click here](#)



Caution Ordering Parts from TMI Order Invoice with Engineering Breakdown

Order Invoice with Engineering Breakdown information is provided by the orders system, once you click breakdown of a part, TMI pulls the information from the Engineering Data System (EDS).

EDS is not a manufacturing bill of material system but a engineering part in effect system. TMI uses the built date and calls EDS to pull the part in effect at that time.

Recently, TMI added an as manufactured tab. This tab provides the consist as reported from the engine factory. This data is limited but growing for new manufactured engines. To see an example enter "WRH00104"

To validate you are ordering a correct part, TMI encourages you to contact Morton Parts. 800-566-7782 or tech_support@cat.com

The below option will email full breakdown of the serial number

Excel PDF

FullBreakDown

Sales Model:
C18

Invoice Number: WYE
548417

Dealer:
N030

S.O. Number:
FXPCK00

Invoice Date: 2013-10-
08

[Feature Code](#)

[Part Numbers](#)

[Ship Loose](#)


[Help](#)

Feature Codes [Top](#)

55 results found, displaying 1 to 55



Reference Number	Eng Chg	Quantity	ASM	LESS	Set Type	Description
C18DE95	F	1	I			C18 600V 60 HZ PKG GEN SET 95
LANENGO	F	1	I			ENGLISH LANGUAGE OPTION
EXHMTG1	F	1	I			MAN AND TURBO GUARDS
OGNAR21	F	1	I			GENERATOR 7024H FRAME AREP 21
RPA0278	F	1	I			6124K FRAME GENERATOR REMOVAL
FTBWI22	F	1	I			WIDE BASE 22
COLRDF1	F	1	I			RADIATOR DUCT FLANGE
CLS0015	F	1	I			COOLING LEVEL SENSOR
PMEXCI4	F	1	I			PERMANENT MAGNET EXCITATION 4
OVRDG19	F	1	I			DIGITAL VOLTAGE REGULATOR 19
BAT2416	F	1	I			OVERSIZE BATT-1300CCA
BATDS01	F	1	I			BATTERY DISK SWITCH
BTC1024	F	1	I			BATT CHARGER-10 AMP DUAL/UL
ACLSS01	F	1	I			AIR CLEANER-SINGLE STAGE 60HZ
OPAMSP1	F	1	I			MANUAL SUMP PUMP
EMCCAS2	F	1	I			COMMON ALARM/SHUTDOWN RELAY
EMCGRR2	F	1	I			GENERATOR RUNNING RELAY

55 results found, displaying 1 to 55

Reference Number	Eng Chg	Quantity	ASM	LESS 	Set Type	Description
EMCSDP1	F	1	S			SPARE DISCRETE I/O PACKAGE
EMCSDP2	F	1	I			SPARE DISCRETE I/O PACKAGE 2
EMCLAM1	F	1	I			NFPA99-110/CSA282 LOCAL ANNUN
RELEBT1	F	1	I			RELAY END BLOCK TERMINALS
CCM0005	F	1	I			SECONDARY COMMUNICATIONS LINK
EMCOC01	F	1	I			OPTION CHASSIS 01
EMCOC02	F	1	I			OPTION CHASSIS 02
JWH0059	F	1	I			JACKET WATER HEATER 240VAC
PTSR080	F	1	I			POWER TERMNL STRIP REMOVAL 080
CBKAC07	F	1	I			CIR BRKR AUX CONTACTS 07
CBK3P87	F	1	I			400 AMP 3P CIRCUIT BREAKER 87
CBK3P78	F	1	I			800 AMP 3P CIRCUIT BREAKER 78
CBKAC06	F	1	I			CIR BRKR AUX CONTACTS 06
SHUNT07	F	1	I			SHUNT TRIP 24 VDC 07
SHUNT04	F	1	I			SHUNT TRIP 24 VDC 04
SHK0012	F	1	I			SPACE HEATER - 230V (250W) 12
CVRCBK1	F	1	I			CB COVER GROUP 1
NGRDCNB	F	1	I			NEUTRAL GND CONNECTION
EMCCPRR	F	1	I			CONTROL PANEL MOUNTING - REAR
CVRGPRH	F	1	I			RH COVER GP OPTION
60H0600	F	1	I			60HZ 600 VOLTS
STANDBY	F	1	I			STANDBY POWER APPLICATION
CERTESE	F	1	I			PACKAGE GEN SET
MSPETPG	F	1	I			PETRO PRODUCTION/PUMPING
SWP0021	F	1	I			SHRINK WRAP PROTECTION
TRSGEN7	F	1	I			PGS TEST REPORT @ 0.8 PF
TRSGEN1	F	1	I			GENERATOR TEST REPORT
TSPCSA1	F	1	I			CANADIAN STANDARDS ASSOCIATION
LITENGE	F	5	S			EXTRA ENGLISH LIT. (1 - 6)
LITPAPR	F	5	S			EXTRA ENG LIT-PAPER (1 - 6)
MSCPB33	F	1	I			LAND PRODUCTION STANDBY GENSET
MWCODEE	F	1	I			PRIME POWER
EMCP42	F	1	I			EMCP 4.2 CONTROL PANEL
KW00600	F	1	I			600 EKW W/FAN
800AMP	F	1	I			800 AMPS
NOEUCRT	F	1	I			NO EURO DIRECTIVE REQUIRED
NONULL	F	1	I			NON UL 2200 LISTED PKG GEN SET
NOENCLO	F	1	I			NO ENCLOSURE REQUIRED

Part Numbers [Top](#)

161 results found, displaying 1 to 161

Reference Number	Eng Chg	Quantity	ASM	LESS 	Set Type	Description	Reference Drawing	SIS Part Diagram 
DK3535	13	1	I			ENGINE AR-COMP C18	Drawing...	View Diagram
2735732	00	1	I			GENERAL ARRANGEMENT		View Diagram
2726915	12	1	I			ENGINE AR-COMP C18		View Diagram
2390431		1	I			TRANSFORMER GP		View Diagram
2401621		2	I			CABLE GP		View Diagram
3L0284		1	I			*****TEST - PKG GEN SET*****		View Diagram

2615613	-	1	I	HARNESS AS		View Diagram
2586790	-	1	I	MOUNTING GP		View Diagram
2586782	-	1	I	MOUNTING GP		View Diagram
2586776	-	1	I	MOUNTING GP		View Diagram
2586773	-	1	I	MOUNTING GP		View Diagram
2511514	-	1	I	DISPOSAL GP - FUME		View Diagram
2502742	-	11	1	I	LINES GP - FUEL	View Diagram
2468719	-	1	I	FILM GP		View Diagram
2461428	-	1	I	HARNESS AS		View Diagram
2698103	-	1	I	HARNESS AS		View Diagram
2416078	-	1	I	SEALING GP		View Diagram
2401622	-	1	I	CABLE GP		View Diagram
2400170	-	1	I	BOX GP-MTG		View Diagram
2398007	-	1	I	DIAGRAM-WIRING	Drawing...	View Diagram
2396758	-	1	I	MOUNTING GP		View Diagram
2140588	-	1	I	RADIATOR GP		View Diagram
2057860	-	10	1	I	FILM GP - 17 DIGIT PIN	View Diagram
3678403	-	00	1	I	GUARD GP - PULLEY	View Diagram
1485233	-	04	1	S	FITTING GROUP-EXHAUST	View Diagram
1447184	-	02	4	I	COVER GP - PROTECTION	View Diagram
2130144	-	2	I	I	COVER GP.-PROTECTIVE LIFT	View Diagram
2629635	-	1	I	I	MOUNTING GP	View Diagram
2662701	-	1	I	I	MOUNTING GP	View Diagram
2688667	-	1	I	I	GROMMET GP	View Diagram
1195148	-	02	61	I	COOLANT-LONG LIFE-BULK-1 LITER	View Diagram
2868875	-	1	I	I	HARNESS GP - FIXING	View Diagram
2615834	-	1	S	I	DIAGRAM-WIRING	Drawing... View Diagram
3625402	-	00	1	S	TEST-GEN EMCP 4	View Diagram
3560221	-	00	1	I	MOUNTING GP	View Diagram
3728295	-	02	1	I	DIAGRAM - WIRING	Drawing... View Diagram
GP1920	00	1	I	I	OPTIONAL LANGUAGE-ENGLISH	View Diagram
3559019	-	06	1	I	ELECTRONICS GP	View Diagram
5P2506	-	00	1	S	LITERATURE - ENGLISH	Drawing... View Diagram
DK1403	00	1	I	I	GUARD GP-EXHAUST	View Diagram
2434017	-	1	I	I	GUARD GP-EXHAUST	View Diagram
DK1644	02	1	I	I	GENERATOR AR-7000 FRAME, SE, O	Drawing... View Diagram
2471706	-	00	1	I	GENERATOR AR-PWR	View Diagram
2500792	-	1	I	I	COUPLING GP - GEN	View Diagram

DK1642	00	1	I	REMOVAL AR-GENERATOR		View Diagram
DK7037	02	1	I	MOUNTING GP - WIDE BASE	Drawing...	View Diagram
2830948	-	1	I	BASE GP-ENGINE		View Diagram
2374098	-	1	I	MOUNTING GP		View Diagram
2454465	-	1	I	LINES GP - DRAIN		View Diagram
2451222	-	1	I	COVER GP		View Diagram
2826306	-	1	I	COVER GP		View Diagram
2826307	-	1	I	COVER GP		View Diagram
DK1366	00	1	I	RADIATOR DUCT FLANGE	Drawing...	View Diagram
2500385	-	1	I	FLANGE GP		View Diagram
DK1802	00	1	I	LOW COOLANT LEVEL SENSOR		View Diagram
2633751	-	1	I	SENSOR GP-LEVEL		View Diagram
DK0525	01	1	I	CONVERSION GP-PERMANENT MAGNET	Drawing...	View Diagram
2399387	-	1	I	MOUNTING GP-PMG		View Diagram
DK7662	03	1	I	CDVR F/U/W 5000 FRAME GENERATO	Drawing...	View Diagram
3368901	-	02	1	REGULATOR GP - H		View Diagram
2618430	-	1	I	CONTROL GP		View Diagram
2541260	-	1	S	DIAGRAM-WIRING	Drawing...	View Diagram
DK1476	01	1	I	OVERSIZE BATTERY		View Diagram
2377205	-	1	I	BATTERY GP		View Diagram
3271103	-	00	1	SUPPORT GP-BATTERY		View Diagram
DK1479	00	1	I	BATTERY DISCONNECT SWITCH		View Diagram
2511477	-	1	I	SWITCH GP - DISC		View Diagram
DK2124	07	1	I	10 AMP BATTERY CHARGER		View Diagram
3560209	-	00	1	HARNESS AS		View Diagram
3816847	-	01	1	CONT GP - ELEK		View Diagram
3757774	-	02	1	HARNESS AS		View Diagram
3395996	-	01	1	CHARGER-BATTERY		View Diagram
3484104	-	01	1	MTG GP-CHARGER		View Diagram
DK1594	01	1	I	AIR CLEANER-STD SINGLE STAGE	Drawing...	View Diagram
2409439	-	1	I	CLEANER GP-AIR		View Diagram
DK1373	02	1	I	PUMP GP- SUMP (MANUAL)		View Diagram
3625039	-	00	1	PUMP GP - SUMP		View Diagram
DK1615	01	1	I	RELAY GP-COMMON ALARM/SHUTDOWN		View Diagram
2615828	-	1	I	CONTROL GP		View Diagram
DK1616	01	1	I	RELAY GP-RUNNING		View Diagram
2616623	-	1	I	CONTROL GP		View Diagram
DK1605	01	1	I	SPARE DISCRETE I/O PKG	Drawing...	View Diagram


2340275	-	03	1	S	CONTROL AS		View Diagram
DK1606		01	1	I	SPARE DISCRETE I/O PKG	Drawing...	View Diagram
2618428	-		1	I	CONTROL GP		View Diagram
DK1608		01	1	I	ANNUNCIATOR MODULE- LOCAL	Drawing...	View Diagram
2586799	-		1	I	MOUNTING GP		View Diagram
DK9120		00	1	I	RELAY END BLOCK TERMINAL		View Diagram
2925967	-		1	I	CONTROL GP		View Diagram
DK2129		00	1	I	CAN2 CONTROL GP		View Diagram
2618479	-		1	I	MOUNTING GP		View Diagram
DK1612		00	1	I	CHASSIS OPTION 1		View Diagram
2586778	-		1	I	MOUNTING GP		View Diagram
DK1613		00	1	I	CHASSIS OPTION 2		View Diagram
2586795	-		1	I	MOUNTING GP		View Diagram
DK0128		01	1	I	JACKET WATER COOLANT HEATER		View Diagram
2757659	-		1	I	NOTE-HEATER		View Diagram
3368563	-	03	1	I	THERMOSTAT GP		View Diagram
3368594	-	02	1	I	HEATER GP		View Diagram
3623226	-		1	I	MTG GP - JW HEATER		View Diagram
3816848	-	00	1	I	CONT GP - ELEK		View Diagram
3760016	-	01	1	I	HARNESS AS		View Diagram
DK6972		00	1	I	PWR TERMINAL STRIP REMOVL-800A		View Diagram
DK1229		03	1	I	AUXILIARY CONTACTS		View Diagram
1437886	-	00	2	I	AUXILIARY SWITCH AS		View Diagram
3800404	-	00	2	I	HARNESS AS		View Diagram
DK9135		01	1	I	400AMP 3POLE CIRCUIT BREAKER	Drawing...	View Diagram
2435651	-		1	I	BREAKER GP - CIRCUIT		View Diagram
2435241	-		1	I	BOX GP		View Diagram
2952381	-		1	I	CONNECTION GP - TERMINAL STRIP		View Diagram
2453599	-		1	I	MOUNTING GP		View Diagram
2952265	-		1	I	CABLE CONNECTION GP		View Diagram
2435599	-		2	I	COVER GP - BREAKER BOOT		View Diagram
2952383	-		1	I	MOUNTING GP		View Diagram
DK6985		05	1	I	800AMP 3POLE CIRCUIT BREAKER	Drawing...	View Diagram
2433540	-		1	I	BREAKER GP - CIRCUIT		View Diagram
2605144	-		1	I	COVER GP		View Diagram
2431601	-		1	I	CONNECTION GP		View Diagram
2600568	-		1	I	MOUNTING GP		View Diagram
2773571	-		1	I	MOUNTING GP		View Diagram

2586769	-	1	I	ENCLOSURE GP		View Diagram
2610003	-	1	I	COVER GP		View Diagram
2849201	-	1	I	MOUNTING GP		View Diagram
2849190	-	1	I	TERMINAL GP		View Diagram
2952373	-	1	I	CONNECTION GP		View Diagram
DK1869	03	1	I	AUXILIARY CONTACTS		View Diagram
DK1460	03	1	I	SHUNT TRIP (24 VDC)		View Diagram
1436856	-	01	1	SHUNT TRIP		View Diagram
3761571	-	02	2	HARNESS AS		View Diagram
DK0634	04	1	I	SHUNT TRIP (24 VDC)		View Diagram
2434797	-	1	I	SHUNT TRIP		View Diagram
3753600	-	00	1	RELAY GP		View Diagram
2590241	-	1	I	TRANSFORMER GP		View Diagram
DK3976	02	1	I	RIGHT HAND COVER GP OPTION		View Diagram
2826286	-	1	S	COVER GP		View Diagram
DK1619	04	1	I	SPACE HEATER	Drawing...	View Diagram
3270286	-	1	I	MOUNTING GP		View Diagram
3816846	-	00	1	CONT GP - ELEK		View Diagram
2436288	-	1	I	CIRCUIT BREAKER COVER		View Diagram
2533028	-	1	I	CONNECTION GP		View Diagram
DK7397	00	1	I	C18 BRAID CONN 800A PTS		View Diagram
2393812	-	1	I	DUCT GP-CABLE		View Diagram
3300968	-	02	1	CONNECTION GP - T		View Diagram
2722205	-	1	I	COVER GP-PROT		View Diagram
5N9598	-	1	I	VOLTAGE INDICATOR 600V, 60HZ		View Diagram
9Y8156	-	1	I	NOTE - STAMP FOR STANDBY POWER		View Diagram
3662120	00	1	I	CERTIFICATION - EMERGENCY STBY		View Diagram
0V2788	-	1	I	END USE: PETRO PRODUCTION/PUMP		View Diagram
CA0974	07	1	I	SHRINK WRAP PROTECTION		View Diagram
0P1803	-	1	I	GEN SET TEST CHG AT 0.8 PF		View Diagram
0P1530	-	1	I	GENERATOR TEST REPORT		View Diagram
PA1346	07	1	I	CSA TEST FOR CERTIFICATION		View Diagram
3L0334	-	1	I	*****NAMEPLATE INFORMATION****		View Diagram
2742195	-	01	1	FILM-WARN CSA		View Diagram
4234473	-	00	1	DIELEC TEST - CSA		View Diagram
0P9715	-	5	I	EXTRA LITERATURE - ENGLISH		View Diagram
0V1672	-	5	I	ENGLISH PAPER PARTS LIST		View Diagram
LS0226	00	1	I	EMCP 4.2 CONTROL PANEL		View Diagram
3560120	-	00	1	CONTROL GP-ELECTRONIC		View Diagram
PP5703	00	1	I	900 BHP 622 GEN KW WOF 60 HZ S		View Diagram

0K7257	-	00	1	I	671 KW (900 BHP) @ 1800 RPM	View Diagram
--------	---	----	---	---	-----------------------------	------------------------------

Ship Loose [Top](#)

32 results found, displaying 1 to 32

Reference Number	Eng Chg	Quantity	ASM	LESS 	Set Type	Description	BreakDown...
SEBP4857		6	S			PTSCD	BreakDown...
SEBU7898		6	S			OMM	BreakDown...
SELF5543		6	S			WARRANTY	BreakDown...
SELF9001		6	S			SUPP	BreakDown...
0V1672		1	S			ENGLSH PRTS LIST	BreakDown...
- SEBP4857		5	S			PTSBK	BreakDown...
		4	S				BreakDown...
1485233		1	S			FITTING GP-EXH	BreakDown...
- 5L3773		1	S			GASKET-EXH ELBOW	BreakDown...
- 5S7383		8	S			BOLT	BreakDown...
- 6V8801		8	S			NUT	BreakDown...
- 7X2563		8	S			BOLT-HEX HEAD	BreakDown...
- 8T4123		16	S			WASHER-HARD	BreakDown...
- 8T4131		8	S			NUT-HEX	BreakDown...
- 8T4896		16	S			WASHER-HARD	BreakDown...
- 1139848		1	S			GASKET	BreakDown...
- 1454933		1	S			FLANGE	BreakDown...
- 2111009		1	S			ADAPTER AS	BreakDown...
2340275		1	S			CONTROL AS	BreakDown...
2826286		1	S			COVER GP-STUBUP	BreakDown...
- 8T4224		9	S			WASHER-HARD	BreakDown...
- 2139908		9	S			BOLT-HEX HEAD	BreakDown...
- 2796979		1	S			PLATE AS.	BreakDown...
- 2796986		1	S			PLATE AS.	BreakDown...
- 2797038		1	S			PANEL-STUBUP	BreakDown...
3625039		1	S			PUMP GP-SUMP	BreakDown...
- 5P1251		200	S			HOSE	BreakDown...
- 9M7958		1	S			CLAMP-HOSE	BreakDown...
- 1436923		1	S			ELBOW	BreakDown...
ESO		1	S			(PRNT ESO COPY)	BreakDown...
6L4502		1	S			PROD MARKING SYS	BreakDown...
- PML		1	S			CHK PM FOR FILMS	BreakDown...

Caterpillar Confidential: **Green**

Content Owner: Commercial Processes Division

Web Master(s): [PSG Web Based Systems Support](#)

Current Date: 04/13/2016 1:13:30 PM

© Caterpillar Inc. 2016 All Rights Reserved.

[Data Privacy Statement.](#)