





**LERROY
SOMER****PARTNER****ALTERNATORS**

LSA 47.2M7 C 6/4		IP23	
No :	307129 / 5	Date	2014/03
1800	R.P.M	60 Hz	Weight 1240 Kg
PF : 0.90	Th. ClassH/H	Altitud. < 1000m	
A.V.R		R450	Excit AREP
Excit.values	full load	61,10 V / 3,51 A	
	400 V / 40°C	At no load	0,95 A
D.E bearing			
N.D.E bearing		6315 2RS C3	
			
164621			

RATINGS							
Voltage	400	440	200	240	240	240	V
Phase	3	3	3	3	3	1	
Conn.	A	A	AA	AA	A	AA	
Cont.	625	525	610	625	610	--	kVA
BR	500	500	498	500	488	--	KW
40°C	752	820	1093	1504	1467	--	A
Std by	687	690	660	687	668	--	kVA
PR	550	552	534	550	534	--	KW
27°C	826	905	1054	1053	1007	--	A
150 0528-3							Made in Europe by Leroy - Somer

IEC 60034-1 & 5 NEMA MG1-32 & 33

www.leroy-somer.com

1.025.002 a

GROUPE ELECTROGENE / GENERATING SET / GRUPO ELECTROGENO
 Conforme à ISO8528 / In compliance with ISO8528 standard / En cumplimiento con la norma ISO8528
 PLAQUE CONSTRUCTEUR / MANUFACTURER PLATE / PLACA DEL FABRICANTE

KOHLER
 POWER SYSTEMS

Type / Modelo	500REOZT
Execution Version / Versión	IV
Masse (Kg) Weight / Peso	7280

V	Hz	rpm	Cos Phi	Phase
480/	60	1800	0.8	3

	kVA	kW	A	Ambiance (°C) Ambiant Ambiente	Altitude (m) Altura (m)
PRP	573	458	689	40	1000
ESP	630	504	758	27	1000

PRP:	Puissance Principale / Prime Power / Potencia Prime
ESP:	Service Secours / Emergency Standby Power / Potencia Emergencia

Année Year Año	2014	Numéro de série Serial Number Número de serie	500REOZT14000858
----------------------	------	---	------------------

POWER SYSTEMS, KOHLER, WI 53044 U.S.A.

Fabriqué en France / Made in France / Fabricado en Francia

KOHLER
DEC 4000

ON

START

STOP

MENU

OFF ON

WARNING

This is a safety-shut symbol. When you see this symbol on your generator, be alert to the potential for personal injury.

Follow recommended precautions and safe operating practices.

Important: Read the operator's manual supplied with the generator before operation or servicing.

WARNING

- Engine exhaust can cause sickness or death.
- Use only in open, well-ventilated areas or vent exhaust outside with an exhaust pipe extension.

CAUTION

VOLTAGE SELECTOR SWITCH MUST NOT BE TURNED WHILE THE GENERATOR IS RUNNING

NOTICE

VOLTAGE SELECTOR

To be operated only by qualified personnel

Language 1

Language 2

Language 3

Language 4

Language 5

Language 6

Language 7

Language 8

Language 9

Language 10

Language 11

Language 12

Language 13

Language 14

Language 15

Language 16

Language 17

Language 18

Language 19

Language 20

Language 21

Language 22

Language 23

Language 24

Language 25

Language 26

Language 27

Language 28

Language 29

Language 30

Language 31

Language 32

Language 33

Language 34

Language 35

Language 36

Language 37

Language 38

Language 39

Language 40

Language 41

Language 42

Language 43

Language 44

Language 45

Language 46

Language 47

Language 48

Language 49

Language 50

Language 51

Language 52

Language 53

Language 54

Language 55

Language 56

Language 57

Language 58

Language 59

Language 60

Language 61

Language 62

Language 63

Language 64

Language 65

Language 66

Language 67

Language 68

Language 69

Language 70

Language 71

Language 72

Language 73

Language 74

Language 75

Language 76

Language 77

Language 78

Language 79

Language 80

Language 81

Language 82

Language 83

Language 84

Language 85

Language 86

Language 87

Language 88

Language 89

Language 90

Language 91

Language 92

Language 93

Language 94

Language 95


Language 96

Language 97

Language 98

Language 99

Language 100





WHLER



1011

STERN
Energy

75-20 631








KOHLER. POWER SYSTEMS

500







KOHLER
500-4000

Emergency stop button (red), digital display, and control knobs.

WARNING
High Voltage
Electrical Shock
Hazard

WARNING
Electrical Shock
Hazard

CAUTION
Hot Surfaces
Burn Hazard

NOTICE
WARNING LABELS
DO NOT REMOVE



Blank white label

WARNING
Electrical Shock
Hazard

Blank white label




KOHLER



1011

KOHLER POWER SYSTEMS
500







CAUTION
Equipment damage
may occur
Properly adjust output
voltage before
connecting load
31811170981

WARNING
31811180861



- Improper grounding can cause serious injury or death
- Always complete the grounding path from the ground terminal on this genset to an external grounding source. See operator's manual for instructions



WARNING
31811180791



ELECTRIC SHOCK HAZARD

- Do not touch internal wiring or connections while the genset is operating
- Disconnect power

CAUTION
ELECTRIC SHOCK HAZARD
Do not touch internal wiring or connections while the genset is operating.
Disconnect power before servicing.

DANGER/PELIGRO
Evitar tocar cables internos del generador cuando se encuentre en funcionamiento.
Desconectar el suministro de energía antes de realizar cualquier mantenimiento.



Power Inlet
20 Amp Block Heater



Power Inlet
15 Amp Battery Charger



REMOTE START