

C18 INDUSTRIAL ENGINE
 Engine Serial Prefix - WJH (Build Date - 11/2010, Test Date - 11/2010)

▼ ENGINE - ENTIRE GROUP (WJH)

Qty.	NPR	Note	Part No.	ChangeLevel	Req. Qty	Part Name
	<u>NPR</u>	IY	<u>253-5293</u>	10	001	ENGINE AR
	<u>NPR</u>	I	347-6895	02	001	PRESERVATION GP
		I	352-9856	00	001	PLATE & FILM GP
	<u>NPR</u>	I	350-8618	00	001	CERTIFICATION AR (EU)
		I	0V-1085		001	END USE: INDUSTRIAL/OEM

PART NUMBERS

Key:
 Y Separate Illustration
 I Installed

C18 Industrial Engine
Media Number - SEBP3816-38 | Publication Date - 01/12/2010 | Date Updated - 17/12/2010

[View Latest Kit Information](#)

i03628478

253-5293 ENGINE AR
S/N WJH186-UP
522 BRAKE KW (700 BHP) AT 1820 RPM. CENTER SUMP OIL PAN,
WET SAE NO. 1 FLYWHEEL HOUSING
AN ATTACHMENT

ENTIRE GROUP











Ref.	Qty.	NPR	Note	Part No.	Part Name
Grp		<u>NPR</u>		253-5293	ENGINE AR

INDIVIDUAL PARTS

Ref.	Qty.	NPR	Note	Part No.	Req. Qty.	Part Name
		<u>NPR</u>	Y	<u>235-2471</u>	1	ALTERNATOR GP-CHARGING
		<u>NPR</u>	Y	<u>220-8360</u>	1	COMPRESSOR & MTG GP-REFRIG S/N WJH186-882
		<u>NPR</u>	Y	<u>275-6470</u>	1	COMPRESSOR & MTG GP-REFRIG S/N WJH883-Up
		<u>NPR</u>	Y	<u>126-7631</u>	1	CONNECTION GP-ELECTRICAL
		<u>NPR</u>	Y	<u>229-5509</u>	1	CONTROL & MTG GP-ENGINE ELEK
		<u>NPR</u>	Y	<u>159-6159</u>	1	COVER GP-FRONT HOUSING (CAM, IDLER GEAR)
		<u>NPR</u>	Y	<u>120-9847</u>	1	COVER GP-FRONT HOUSING
		<u>NPR</u>	Y	<u>270-4445</u>	1	COVER GP-VALVE MECHANISM

	NPR	Y	212-2113	1	DAMPER & PULLEY GP
	NPR	Y	206-4227	1	DRIVE GP-ACCESSORY
	NPR	Y	6I-3638	1	DRIVE GP-PUMP
	NPR	Y	109-4202	1	ELBOW GP-AIR INLET
	NPR	Y	253-5292	1	ENGINE AR-CORE
	NPR	Y	4P-6846	1	FASTENER GP-FRONT HOUSING
	NPR	Y	221-1428	1	FASTENER GP-FRONT HOUSING (ALTERNATOR)
	NPR	Y	4N-2481	1	FASTENER GP-OIL PUMP MOUNTING
	NPR	Y	246-9906	1	FILLER GP-ENGINE OIL
	NPR	Y	176-4109	1	FILTER GP-ENGINE OIL
		Y	212-9431	1	FILTER GP-WATER SEP & FUEL
	NPR	Y	201-6631	1	FITTING GP-FUEL LINES (SUPPLY)
	NPR	Y	108-2312	1	FITTING GP-QUICK DISCONNECT
	NPR	Y	235-6472	1	FITTING GP-RADIATOR VENT S/N WJH186-882
	NPR	Y	194-7097	1	FLYWHEEL GP
	NPR	Y	222-2878	1	FUMES DISPOSAL GP
	NPR	Y	270-4448	1	FUMES DISPOSAL GP
	NPR	Y	262-9945	1	GAUGE GP-OIL LEVEL (DIPSTICK) (ENGINE) S/N WJH186-1799
	NPR	Y	266-0769	1	GAUGE GP-OIL LEVEL (DIPSTICK) (ENGINE) S/N WJH1800-Up
	NPR	Y	4P-9823	1	GEAR GP-REAR
	NPR	Y	7E-8996	1	HOUSING GP-FLYWHEEL
	NPR	Y	241-0164	1	HOUSING GP-FRONT
	NPR	Y	111-2088	1	LIFTING GP-ENGINE (REAR)
	NPR	Y	112-2418	1	LIFTING GP-ENGINE (FRONT)
	NPR	Y	126-0081	2	LINES GP-AIR (TURBOCHARGER OUTLET)
	NPR	Y	232-1829	1	LINES GP-EXHAUST
	NPR	Y	263-6696	1	LINES GP-ENGINE OIL S/N WJH186-485
	NPR	Y	160-6894	1	LINES GP-ENGINE OIL S/N WJH486-Up
	NPR	Y	270-4446	1	LINES GP-FUEL FILTER
	NPR	Y	270-4447	1	LINES GP-FUEL FILTER
	NPR	Y	210-0783	1	LINES GP-TURBOCHARGER OIL

				S/N WJH186-485
	NPR	Y	260-1550	1 LINES GP-TURBOCHARGER OIL
				S/N WJH486-Up
	NPR	Y	262-9946	1 LINES GP-WATER
	NPR	Y	192-0772	1 MANIFOLD GP-EXHAUST
	NPR	Y	191-0583	1 MANIFOLD GP-FUEL
	NPR	Y	227-3503	1 MOUNTING GP-ALTERNATOR & COMPR
	NPR	Y	192-1623	1 MOUNTING GP-SENSOR
	NPR	Y	220-0293	1 PAN GP-OIL
				S/N WJH186-485
	NPR	Y	270-7278	1 PAN GP-OIL
				S/N WJH486-882
	NPR	Y	271-5761	1 PAN GP-OIL
				S/N WJH883-Up
	NPR	Y	238-6802	1 PANEL GP-SOUND SUPPRESSION (LH)
	NPR	Y	246-5984	1 PANEL GP-SOUND SUPPRESSION (FRONT HOUSING)
	NPR	Y	224-3979	1 PLATE GP-ENGINE IDENTIFICATION (C18 ACERT)
				S/N WJH186-882
	NPR	Y	229-6710	1 PLUG GP-CYLINDER BLOCK
	NPR	Y	234-9706	1 PLUG GP-CYLINDER BLOCK
	NPR	Y	234-5996	1 PLUG GP-CYLINDER HEAD
				S/N WJH186-880
	NPR	Y	234-9775	1 PLUG GP-ENGINE
				S/N WJH881-Up
	NPR	Y	234-9184	1 PLUG GP-CYLINDER HEAD (ACERT)
				S/N WJH186-882
	NPR	Y	282-3645	1 PLUG GP-CYLINDER HEAD
				S/N WJH883-Up
	NPR	Y	255-9250	1 PLUG GP-WATER LINES
	NPR	Y	255-9251	1 PLUG GP-WATER LINES
	NPR	Y	221-3705	1 PULLEY GP
	NPR	RY	198-1508	1 PUMP GP-ENGINE OIL
R	NPR		10R-0428	1 PUMP GP-ENG OIL
	NPR	Y	224-2165	1 PUMP GP-FUEL PRM & SEC FILTER
	NPR	Y	100-4265	1 PUMP GP-FUEL TRANSFER
	NPR	Y	224-3239	1 PUMP GP-WATER
	NPR	Y	231-1973	1 SENSOR GP-ENGINE

	NPR	Y	<u>171-8963</u>	1	SENSOR GP-SPEED
	NPR	Y	<u>105-4729</u>	1	STARTING MOTOR GP-ELECTRIC S/N WJH186-882
	NPR	Y	<u>273-1682</u>	1	STARTING MOTOR GP-ELECTRIC (24-VOLT) S/N WJH883-Up
	NPR	Y	<u>7E-4876</u>	1	SUPPORT GP-ENGINE
	NPR	Y	<u>227-9495</u>	1	SUPPORT GP-ENGINE (BRACE)
	NPR	Y	<u>234-5850</u>	1	TURBOCHARGER GP S/N WJH186-4260
	NPR	Y	<u>310-8121</u>	1	TURBOCHARGER GP S/N WJH4261-Up
	NPR	Y	<u>235-5942</u>	1	VALVE GP-FLUID SAMPLING
	NPR	Y	<u>220-3464</u>	1	WIRING GP-ENGINE S/N WJH186-1799
	NPR	Y	<u>297-9038</u>	1	WIRING GP-ENGINE S/N WJH1800-Up

PLEASE USE THE GASKET KIT LINK IN SIS
OR CONTACT YOUR LOCAL DEALER FOR
THE LATEST GASKET KIT INFORMATION

Key:

R - REMFG PART MAY BE AVAILABLE

Y - SEPARATE ILLUSTRATION