







**ENGINE TEST [SYC]****JANUARY 31, 2013**

For Help Desk Phone 818 484 8663

**Sales Model:** C32**Built Date:** Oct2006**Tested Date:** Oct2006**Shipped Date:** Nov2006**Tested:** LE**Plant:** Griffin**Test Number:** 01**Cell Number:** 23

Test Element	Eng Updates	Test Value	Test Spec Value	Label
Spec Number	OK6255	OK6255	OK6255	
Arrangement Number		2537557	2537557	
Corr FI Power		1,502 R	1,502	HP 
Speed		1,799	1,800	RPM 
COR FL FUEL RATE		72.9 R	71.5	GAL/HR 
CSFC		0.343	0.335	LB/HP-HR
Adj Boost		67.1	66.8	IN HG
Fuel Pressure		83	84	PSI 
Oil Pressure		59	61	PS 
TQ COR FUEL RATE		71.2 R	72.0	- GAL/HR
TQ CK CSFC		0.350	0.346	LB/HP-HR
TQ CK ADJ BST		77.2	76.6	IN HG
Torq Ck Speed		1,499	1,500	RPM
TQ CK COR TQ		5,035 R	5,035	LB/FT
Low Idle Speed		1,099	1,100	RPM PSI
Low Idle Oil Pressure		49	54	RPM
High Idle Speed		1,941	1,945	
Response Time				
FL Static Fuel Setting		0.339R	0.321	IN
FT Static Fuel Setting		0.358R	0.335	IN 
Timing Dim				
FLS (Intercept)		-47 R	-116	
FTS (Slope)		78 R	125	
Advertised Power			1,502	h
Advertised Speed			1,800	RPM
Advertised Torque				I R/FT

**Power Generation Enterprises, LLC**

office +1.818.484.8663 fax +1.818.660.2283

<http://www.powergenenterprises.com>