

# Every Power.



## KTA38GC

### KTA38GC Ratings

ENGINE MODEL	ADVERTISED HORSEPOWER	PEAK TORQUE	ASPIRATION
KTA38GC	850HP @ 1800 RPM	2480 LB-FT @1800 RPM	Turbocharged & Aftercooled

ADDITIONAL RATINGS ARE AVAILABLE. CHECK WITH YOUR CUMMINS DISTRIBUTOR  
**Emission Certification: Non-certified**

**Cummins Industrial Warranty** Coverage for two years or 2000 hours of operation, whichever occurs first, from the date of delivery of the power unit to the first user, or from the date the unit is first leased, rented or loaned, or when the power unit has been operated for 50 hours, whichever comes first. If the 2000 hour limit is exceeded during the first year, coverage continues until the end of the first year.

**Emissions** Available in two configurations: Simple Lean Burn (SLB) or catalyst. The SLB configuration is capable of 2g NOx engine out emissions. The catalyst configuration operates with a customer-supplied 3-way catalyst in the exhaust system to achieve the lowest emissions output.

**Air/Fuel Ratio Control** Oxygen sensor-based air/fuel ratio control maintains emissions rate and fuel consumption. Display shows O2 concentration, AFC throttle position and fault codes.

**Speed Control** Woodward ProAct electronic governor provides precise and stable rpm control under all load conditions.

**Fully Engineered Solution** Proper sizing and option selection ensures maximum performance.

### Available Features

---

Air Cleaner 25 g/cfm w / Safety Element & Restriction Indicator - On engine

---

Electrical Wiring 24 Volt

---

Pedestal Engine Sub-Base

---

Packaging for Domestic & International Shipping

---

Cooling System - Includes; radiator, fan, shroud, fan drive, deaeration tank, guarding & tubes. Limiting Ambient Temperature of 120 F. Puller fan available

---

Oil Drain - Left or right oil drain with lockable ball valve operation and NPT connection.

---

Radiator Guard - Grill Type

---

Exhaust System - Stainless flex tube with floating ANSI flange.

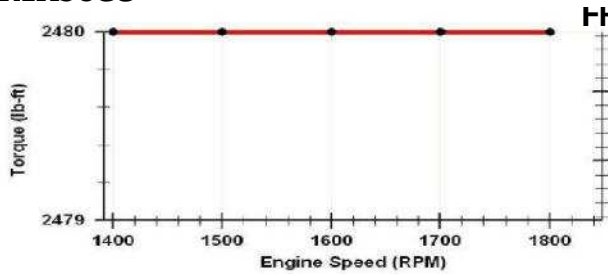
## CUMMINS POWER PRODUCTS

---

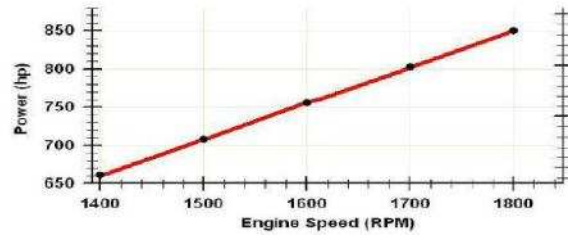
**Note:** All power units MUST include a Decal (DE), Baserail (MM), Packaging (PP) & Cooling (RA) option.

# KTA38GC

## KTA38GC



## FR-6475

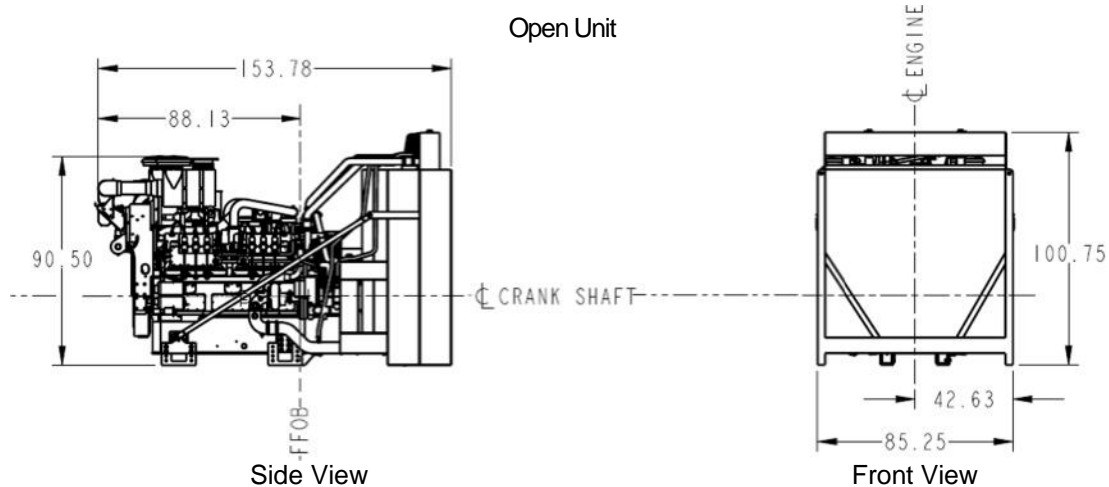


Data represent gross engine performance capabilities obtained and corrected in accordance with SAE J1995 and ISO 3046 conditions of 29.61 in Hg (100 kPa) barometric pressure [500ft (152m) altitude] 77 deg F (25 deg C) inlet air temperature, and 0.30 in Hg (1kPa) water vapor pressure using dry processed natural gas fuel with 911 BTU per standard cubic lower heating value. Deraration may be required due to altitude, temperature and type of fuel. Consult Cummins Customer Engineering for operation avobe this altitude.

All data is based on the engine operating with fuel system, water pump, and 9 in H2O (2.24 kPa) inlet air restriction with 6 in (152 mm) inner diameter, and with 2 in Hg (7 kPa) exhaust restriction with 8 in (203 mm) inner diameter; not included are alternator, fan, optional equipment and driven components.

## Specifications

Advertised Horsepower	635-850 BPH	474-634 kW
Peak Torque	2486 LB-FT	3371 NM
Number of Cylinders	12	12
Displacement	2300 cu in.	37.7 Liters
Bore and Stroke	6.25 in x 6.25 in	159mm x 159mm
Aspiration	Turbocharged and aftercooled	
Oil System Capacity	136-196 U.S. Quarts	128.7-185.5 Liters
Power Unit Weight (Dry)	Open 16,500 LBS	7,484 kg
Total Cooling System Capacity	404 U.S. Quarts	382.3 Liters



**Power Generation Enterprises, LLC**

office +1.818.484.8663 x301 fax +1.818.660.2283

<http://www.powergenenterprises.com>