

TYPICAL SUBMITTAL DATA

Kilowatt ratings at	1800 RPM	60 Hertz	6 Leads w/ 4 Bus Bars		
kW (kVA)	3 Phase	0.8 Power Factor	Dripproof or Open Enclosure		
Voltage*	Class B	Class F		Class H	
	80° C ① Continuous	105° C ① Continuous	130° C ① Standby	125° C ① Continuous	150° C ① Standby
4160Y/2402	2000 (2500)	2250 (2813)	2500 (3125)	2500 (3125)	2500 (3125)

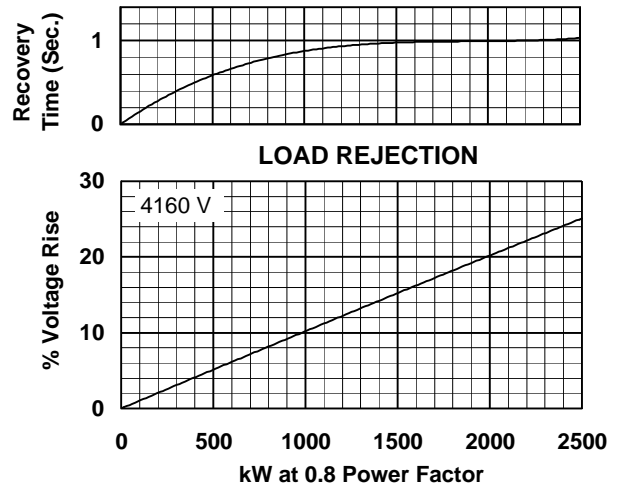
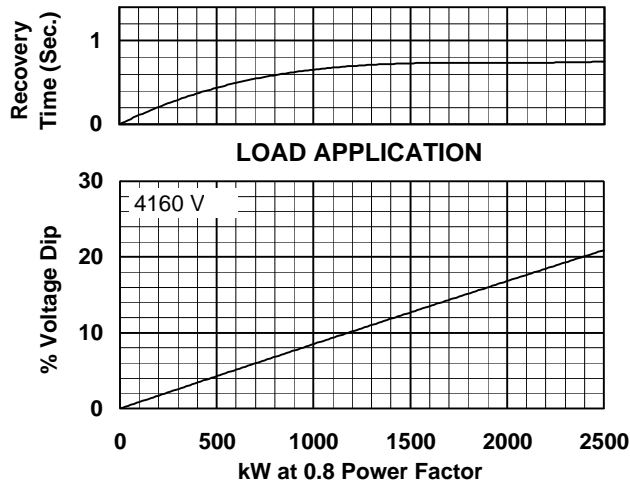
① Rise by resistance method, per IEEE 115.

Submittal Data: 4160 Volts, 3125 kVA, 1800 RPM, 60 Hz, 3 Phase

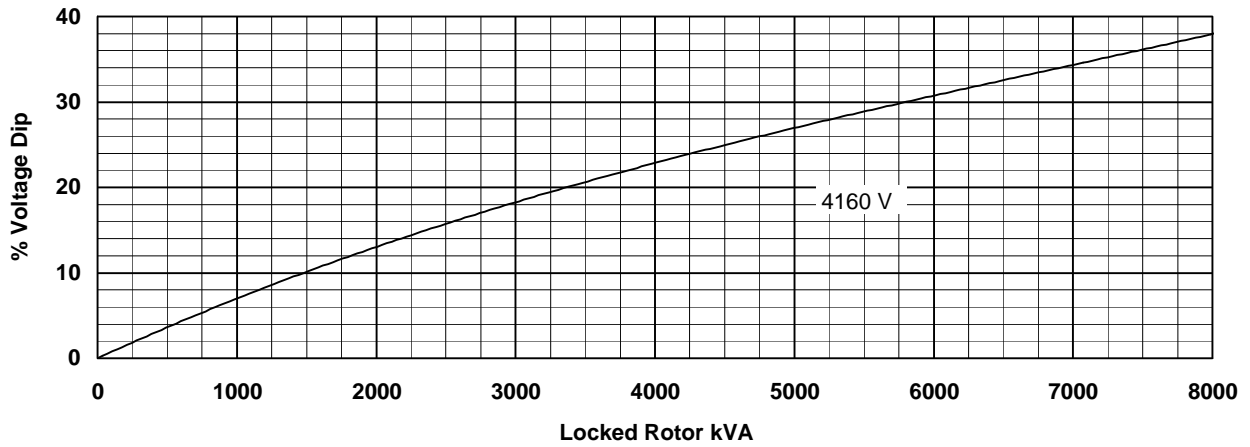
Mil-Std-705B			Mil-Std-705B		
Method	Description	Value	Method	Description	Value
301.1b	Insulation Resistance	> 10 Meg	---	Overspeed	2250 RPM
302.1a	High Potential Test		507.1c	Phase Sequence CCW-ODE	ABC
	Main Stator	9320 Volts	---	Voltage Balance, L-L or L-N	0.2%
	Main Rotor	1500 Volts	---	L-L Harmonic Maximum - Total	5.0%
	Exciter Stator	1500 Volts	---	(Distortion Factor)	
	Exciter Rotor	1500 Volts	---	L-L Harmonic Maximum - Single	3.0%
---	Stator Resistance, Line to Line		---	Deviation Factor	5.0%
	High Wye Connection	0.0772 Ohms	---	TIF (1960 Weightings)	<50
---	Rotor Resistance	0.664 Ohms	---	Mechanical Strength (Sustained	
---	Exciter Stator	19.5 Ohms	---	3 Phase Short Circuit Current)	>300%
---	Exciter Rotor	0.44 Ohms	---	Main Stator Capacitance to	
---	PMG Stator	2.1 Ohms		Ground	0.18 mfd
---	No Load Exciter Field Amps		Additional Prototype Data		
	at 4160 Volts Line to Line	0.87 A DC	--	Generator Frame	1020
---	Short Circuit Ratio	0.555	--	Type	Ext. Voltage Regulated, Brushless
---	Xd Synchronous Reactance	1.926 pu	--	Insulation	Class H
---	X2 Negative Sequence		--	Bearings	Single or Double Bearing
	Reactance	0.219 pu	--	Amortisseur Windings	Full
---	X0 Zero Sequence Reactance	0.027 pu	--	Cooling Air Volume	7500 CFM
---	X'd Transient Reactance	0.192 pu	--	Exciter	Rotating
---	X" d Subtransient Reactance	0.172 pu	--	Voltage Regulator	DVR2000E+
---	T'd Transient Short Circuit		--	Voltage Regulation	0.25%
	Time Constant	0.252 sec.	--	Sensing	1 or 3 Phase
---	T" d Subtransient Short Circuit				
	Time Constant	0.024 sec.			
---	T' do Transient Open Circuit				
	Time Constant	3.517 sec.			
---	Ta Short Circuit Time				
	Constant of Armature Winding	0.024 sec.			

* Voltage refers to wye (star) connection, unless otherwise specified.

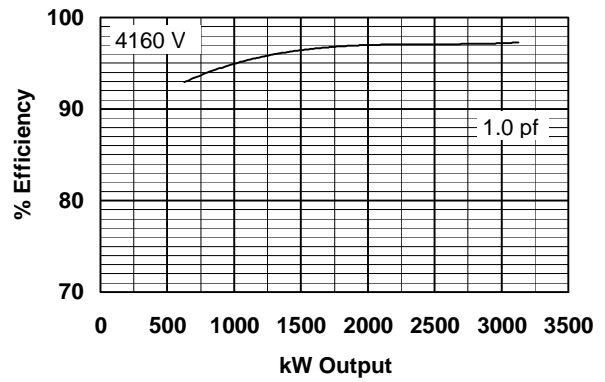
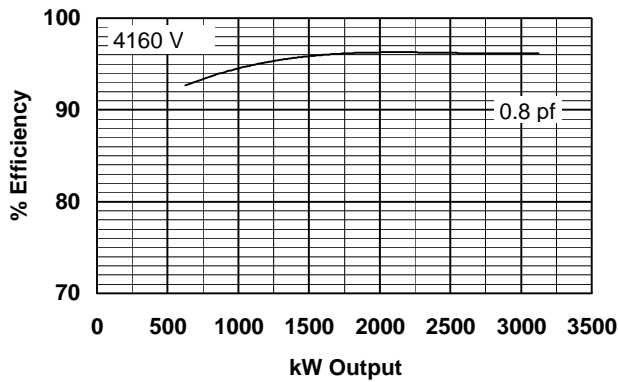
TYPICAL DYNAMIC CHARACTERISTICS 60 HERTZ



TYPICAL MOTOR STARTING CHARACTERISTICS



TYPICAL GENERATOR EFFICIENCY



Voltage refers to wye (star) connection, unless otherwise specified.