

**ORDER INVOICE WITH ENGINEERING BREAKDOWN**  
**[LYM01833]**

**MARCH 01, 2021**

(LYM01833)-ENGINE (G7G05751)-GENERATOR

For Help Desk Phone Numbers [Click here](#)

**⚠ Caution Ordering Parts from TMI Order Invoice with Engineering Breakdown**

Order Invoice with Engineering Breakdown information is provided by the orders system, once you click breakdown of a part, TMI pulls the information from the Engineering Data System (EDS).

EDS is not a manufacturing bill of material system but a engineering part in effect system. TMI uses the built date and calls EDS to pull the part in effect at that time.

Recently, TMI added an as manufactured tab. This tab provides the consist as reported from the engine factory. This data is limited but growing for new manufactured engines. To see an example enter "AT400559"

As-Manufactured tab is refreshed with correct data. The history records as well as the current data with wrong details are deleted. From 28th march 2019, TMI is maintaining only current data which possesses correct details.

To validate you are ordering a correct part, TMI encourages you to contact Morton Parts. 800-566-7782 or <https://pscrmwforms.cat.com/GDSNquickentry.aspx>

The below option will email full breakdown of the serial number

Excel  PDF

FullBreakDown

Sales Model: 3516C Invoice Number: GE 862218 Dealer: H374 S.O. Number: GWPXJ00 Invoice Date: 2020-09-30

[Feature Code](#)

[Part Numbers](#)

[Ship Loose](#)


[Help](#)

**Feature Codes** [Top](#)


99 results found, displaying 1 to 99

Reference Number	Eng Chg	Quantity	ASM	LESS	Set Type	Reference Drawing	Description
<a href="#">516DRU9</a>	F	1	I				3516C LV/MV 2500KW STDBY(NEW)
<a href="#">OGPM888</a>	F	1	I			<a href="#">Drawing...</a>	1844/2 FW PM ALT 888
<a href="#">ULLIST</a>	F	1	I			<a href="#">Drawing...</a>	UL 2200 LISTED PACKAGE GEN SET
<a href="#">NOEUCRT</a>	F	1	I			<a href="#">Drawing...</a>	NO EU CERTIFICATION
<a href="#">RADS211</a>	F	1	I				RAD A59 60HZ STD AMB INSTL 211
<a href="#">EMCPR42</a>	F	1	I			<a href="#">Drawing...</a>	EMCP4.2B CONTROL PNL RECESSED
<a href="#">LANENG</a>	F	1	I				ENGLISH PANEL LANGUAGE
<a href="#">EUIHN01</a>	F	1	I				ENGINE INTERFACE HARNESS EUI 1
<a href="#">BOXGN30</a>	F	1	I			<a href="#">Drawing...</a>	GENERATOR TERMINAL BOX
<a href="#">MBLVW01</a>	F	1	I			<a href="#">Drawing...</a>	LOW VOLTAGE WIRING
<a href="#">MBACCO4</a>	F	1	I			<a href="#">Drawing...</a>	1800 FRAME ACCESSORIES
<a href="#">CNTBOXM</a>	F	1	I			<a href="#">Drawing...</a>	CONTROL BOX MOUNTING
<a href="#">EMPTYPB</a>	F	1	I			<a href="#">Drawing...</a>	REAR EXTENSION BOX
<a href="#">EXBXFLB</a>	F	1	I			<a href="#">Drawing...</a>	EXTENSION BOX FLOOR REAR
<a href="#">SHROUTB</a>	F	1	I			<a href="#">Drawing...</a>	TOP CABLE SHROUD REAR
<a href="#">TMCETH1</a>	F	1	I				ETHERNET ONLY
<a href="#">EMCSDP3</a>	F	1	I				LOCAL DISCRETE I/O PACKAGE P3
<a href="#">HTRCG02</a>	F	1	I				208/220/240V JWH CTRL WIRING

99 results found, displaying 1 to 99



Reference Number	Eng Chg	Quantity	ASM	LESS 	Set Type	Reference Drawing	Description
<a href="#">SPHCT01</a>	F	1	I				SPACE HEATER CONTROL 01
<a href="#">ANNFPA1</a>	F	1	I				1ST LOCAL ANN NFPA/CSA. PA
<a href="#">ANNC001</a>	F	1	S				QTY REMOTE ANNUNC (1-5)
<a href="#">GRND014</a>	F	1	I			<a href="#">Drawing...</a>	GROUND GROUP 14
<a href="#">NGRDC01</a>	F	1	I				NEUTRAL GROUND CONNECTION 01
<a href="#">BS168ML</a>	F	1	I			<a href="#">Drawing...</a>	CENTER 5000A LV MULTI BUS
<a href="#">TOPCBLB</a>	F	1	I			<a href="#">Drawing...</a>	TOP CABLE ENTRY
<a href="#">CBMMPB1</a>	F	1	I			<a href="#">Drawing...</a>	MP FRAME CB REAR MOUNT
<a href="#">MPWIRO1</a>	F	1	I				MP FRAME 1ST CB WIRING
<a href="#">MEP5ISB</a>	F	1	I			<a href="#">Drawing...</a>	MP 4000A LSIG-P 3P UL EO
<a href="#">MNTRL34</a>	F	1	I			<a href="#">Drawing...</a>	3516 RAIL 1822-1868 2B FRAME
<a href="#">TRCOP03</a>	F	1	I				COUPLING GP-2B GEN
<a href="#">PLLY499</a>	F	1	I				FAN PULLEY 0.499 RATIO
<a href="#">ACLSS19</a>	F	1	I			<a href="#">Drawing...</a>	SINGLE STAGE 19
<a href="#">LUBOI38</a>	F	1	I				LUBE OIL 38
<a href="#">LUBOD15</a>	F	1	I			<a href="#">Drawing...</a>	DRAIN GP - OIL PAN 15
<a href="#">CVR0087</a>	F	1	I			<a href="#">Drawing...</a>	NO PRELUBE PUMP 87
<a href="#">NOOLR00</a>	F	1	I			<a href="#">Drawing...</a>	NO OIL LEVEL REGULATOR 000
<a href="#">WIRGP24</a>	F	1	I			<a href="#">Drawing...</a>	PLUG GP-NO CYL TEMP SENSORS 24
<a href="#">CRKVTS6</a>	F	1	S			<a href="#">Drawing...</a>	OPEN CRANKCASE VENT SYS 06
<a href="#">NOEXRV5</a>	F	1	I			<a href="#">Drawing...</a>	NO EXPLOSION RELIEF VALVE 05
<a href="#">BAT1206</a>	F	1	S				2800CCA BATT SET OF 4-12V DRY
<a href="#">BTC20A2</a>	F	1	S			<a href="#">Drawing...</a>	BATTERY CHARGER 20A NFPA
<a href="#">ELSM014</a>	F	1	I			<a href="#">Drawing...</a>	DUAL ELECTRIC START LH 50MT 14
<a href="#">CVR0079</a>	F	1	I			<a href="#">Drawing...</a>	COVERS-DUAL START & NO BAR 79
<a href="#">JWHWP84</a>	F	1	I				JACKET WATER HTR W/PUMP 208V
<a href="#">WIRJW42</a>	F	1	I				WIRING GP-JW HEATER 42
<a href="#">SHK0003</a>	F	1	I				SPACE HEATER 03
<a href="#">CT50006</a>	F	1	I				CT 5000:5 RATIO
<a href="#">PNLDCRH</a>	F	1	I			<a href="#">Drawing...</a>	EMCP RECESSED DC PANEL MNT RH
<a href="#">AVRIVR0</a>	F	1	I				INTEGRATED VOLTAGE REGULATOR..
<a href="#">VRCLV01</a>	F	1	I				VOLTAGE REG COVER LOW VOLT
<a href="#">DCRMP01</a>	F	1	I				24VDC REGULATOR MP FRM CB
<a href="#">MCOWT3B</a>	F	1	I			<a href="#">Drawing...</a>	MP FRAME CONN 6P TCE REAR WIDE
<a href="#">VIBIS93</a>	F	1	S			<a href="#">Drawing...</a>	SPRING SEISMIC ISOLATOR (RAD)
<a href="#">4000AMP</a>	F	1	I				4000 AMP BREAKER
<a href="#">CPMNTLN</a>	F	1	I			<a href="#">Drawing...</a>	LH CP/AUX MTG W/O LH EXT BOX
<a href="#">EMCP42P</a>	F	1	I			<a href="#">Drawing...</a>	EMCP 4.2B CONTROL PANEL
<a href="#">NOBAD00</a>	F	1	I				NO BARRING DEVICE
<a href="#">NOCOLO2</a>	F	1	I				NO COOLANT 02
<a href="#">NONAUXB</a>	F	1	I				NO AUXILIARY BOX REAR RQD
<a href="#">NONAUXL</a>	F	1	I				NO AUXILIARY BOX LEFT RQD
<a href="#">NONAUXR</a>	F	1	I				NO AUXILIARY BOX RIGHT RQD
<a href="#">NONCSA</a>	F	1	I				NO CSA CERTIFICATION
<a href="#">NONIBC</a>	F	1	I				NO SEISMIC CERTIFICATION
<a href="#">PNLFLHS</a>	F	1	I			<a href="#">Drawing...</a>	CONTROL PANEL MOUNTING - LEFT
<a href="#">BOTCVRL</a>	F	1	I			<a href="#">Drawing...</a>	LOWER COVER LEFT
<a href="#">BOTCVRR</a>	F	1	I			<a href="#">Drawing...</a>	LOWER COVER RIGHT
<a href="#">MISCRIT</a>	F	1	I				MISSION CRITICAL POWER
<a href="#">CERTESE</a>	F	1	I				EPA STATIONARY EMERGENCY
<a href="#">60H0480</a>	F	1	I			<a href="#">Drawing...</a>	60HZ 480 VOLT (WYE)
<a href="#">LANENGO</a>	F	1	I				ENGLISH INSTRUCTION LANGUAGE
<a href="#">MSCEC83</a>	F	1	I				DATACENTERS
<a href="#">MWCODEQ</a>	F	1	I				STANDBY POWER-MISSION CRITICAL
<a href="#">MSEPGGN</a>	F	1	I				MARKET SEGMENT CODES
<a href="#">KW02500</a>	F	1	I				60 HZ, 2500 EKW W/FAN
<a href="#">ACKDTO</a>	F	1	I				ACKNOWLEDGE NON-OSHPD ONLY
<a href="#">GENT125</a>	F	1	I				125C TEMP RISE OVER 40C AMB
<a href="#">3PWULO1</a>	F	1	I				3 POLE BREAKER WIDE UL/CSA

99 results found, displaying 1 to 99

Reference Number	Eng Chg	Quantity	ASM	LESS 	Set Type	Reference Drawing	Description
<a href="#">ALRTD01</a>	F	1	I				ALTERNATOR RTDS
<a href="#">CBFMP01</a>	F	1	I				MASTERPACT BREAKER
<a href="#">ESCNONE</a>	F	1	I				STANDARD WARRANTY
<a href="#">FORWD01</a>	F	1	I				FORM WOUND
<a href="#">LSIGP01</a>	F	1	I				LSIG-P TRIP UNIT
<a href="#">NOCBPAR</a>	F	1	I				NON-PARALLELING BREAKER
<a href="#">NOCBRO1</a>	F	1	I				NO CIRCUIT BREAKER
<a href="#">NOCEM00</a>	F	1	I				NO CLEAN EMISSIONS MODULE
<a href="#">NOEACRT</a>	F	1	I				NO EURASIAN CONFORMITY MARK
<a href="#">NONCBKL</a>	F	1	I				NO CIRCUIT BREAKER - LEFT RQD
<a href="#">NONCBKR</a>	F	1	I				NO CIRCUIT BREAKER - RIGHT RQD
<a href="#">NONPCB</a>	F	1	I				NO POWER CONN REAR
<a href="#">NONPCL</a>	F	1	I				NO POWER CONN LEFT
<a href="#">NONPCR</a>	F	1	I				NO POWER CONN RIGHT
<a href="#">NONSEBL</a>	F	1	I				NO SIDE EXTENSION BOX LEFT RQD
<a href="#">NONSEBR</a>	F	1	I				NO SIDE EXTENSION BOX RIGHT
<a href="#">NONSHDB</a>	F	1	I				NO BOTTOM CABLE SHROUD RR REQD
<a href="#">PERMN01</a>	F	1	I				PERMANENT MAGNET (PM)
<a href="#">TCVNO</a>	F	1	I				DECLINE / NOTAPPLICABLE
<a href="#">0V2329</a>	F	1	I				PRODUCTION CORRECTION
<a href="#">2787981</a>	F	1	I	L			CONNECTION GP
<a href="#">5944481</a>	F	1	I				CONNECTION GP

## Part Numbers [Top](#)

246 results found, displaying 1 to 246

Reference Number	Eng Chg	Quantity	ASM	LESS 	Set Type	Description	BreakDown...	Reference Drawing	SIS Part Diagram 
516DRU9	F	1	I			3516C LV/MV 2500KW STDBY(NEW)	<a href="#">BreakDown...</a>		<a href="#">View Diagram</a>
OGPM888	F	1	I			1844/2 FW PM ALT 888	<a href="#">BreakDown...</a>		<a href="#">View Diagram</a>
ULLIST	F	1	I			UL 2200 LISTED PACKAGE GEN SET	<a href="#">BreakDown...</a>		<a href="#">View Diagram</a>
NOEUCRT	F	1	I			NO EU CERTIFICATION	<a href="#">BreakDown...</a>		<a href="#">View Diagram</a>
RADS211	F	1	I			RAD A59 60HZ STD AMB INSTL 211	<a href="#">BreakDown...</a>		<a href="#">View Diagram</a>
EMCPR42	F	1	I			EMCP4.2B CONTROL PNL RECESSED	<a href="#">BreakDown...</a>		<a href="#">View Diagram</a>
LANENG C	F	1	I			ENGLISH PANEL LANGUAGE	<a href="#">BreakDown...</a>		<a href="#">View Diagram</a>
EUIHN01	F	1	I			ENGINE INTERFACE HARNESS EUI 1	<a href="#">BreakDown...</a>		<a href="#">View Diagram</a>
BOXGN30	F	1	I			GENERATOR TERMINAL BOX	<a href="#">BreakDown...</a>		<a href="#">View Diagram</a>
MBLVW01	F	1	I			LOW VOLTAGE WIRING	<a href="#">BreakDown...</a>		<a href="#">View Diagram</a>
MBACC04	F	1	I			1800 FRAME ACCESSORIES	<a href="#">BreakDown...</a>		<a href="#">View Diagram</a>
CNTBOXM	F	1	I			CONTROL BOX MOUNTING	<a href="#">BreakDown...</a>		<a href="#">View Diagram</a>
EMPTYPB	F	1	I			REAR EXTENSION BOX	<a href="#">BreakDown...</a>		<a href="#">View Diagram</a>
EXBXFLB	F	1	I			EXTENSION BOX FLOOR REAR	<a href="#">BreakDown...</a>		<a href="#">View Diagram</a>
SHROUTB	F	1	I			TOP CABLE SHROUD REAR	<a href="#">BreakDown...</a>		<a href="#">View Diagram</a>
TMCETH1	F	1	I			ETHERNET ONLY	<a href="#">BreakDown...</a>		<a href="#">View Diagram</a>
EMCSDP3	F	1	I			LOCAL DISCRETE I/O PACKAGE P3	<a href="#">BreakDown...</a>		<a href="#">View Diagram</a>
HTRCG02	F	1	I			208/220/240V JWH CTRL WIRING	<a href="#">BreakDown...</a>		<a href="#">View Diagram</a>
SPHCT01	F	1	I			SPACE HEATER CONTROL 01	<a href="#">BreakDown...</a>		<a href="#">View Diagram</a>
ANNFPA1	F	1	I			1ST LOCAL ANN NFPA/CSA. PA	<a href="#">BreakDown...</a>		<a href="#">View Diagram</a>
ANNC001	F	1	S			QTY REMOTE ANNUNC (1-5)	<a href="#">BreakDown...</a>		<a href="#">View Diagram</a>
GRND014	F	1	I			GROUND GROUP 14	<a href="#">BreakDown...</a>		<a href="#">View Diagram</a>
NGRDC01	F	1	I			NEUTRAL GROUND CONNECTION 01	<a href="#">BreakDown...</a>		<a href="#">View Diagram</a>
BS168ML	F	1	I			CENTER 5000A LV MULTI BUS	<a href="#">BreakDown...</a>		<a href="#">View Diagram</a>
TOPCBLB	F	1	I			TOP CABLE ENTRY	<a href="#">BreakDown...</a>		<a href="#">View Diagram</a>
CBMMPB1	F	1	I			MP FRAME CB REAR MOUNT	<a href="#">BreakDown...</a>		<a href="#">View Diagram</a>
MPWIR01	F	1	I			MP FRAME 1ST CB WIRING	<a href="#">BreakDown...</a>		<a href="#">View Diagram</a>
MEP5ISB	F	1	I			MP 4000A LSIG-P 3P UL EO	<a href="#">BreakDown...</a>		<a href="#">View Diagram</a>
MNTRL34	F	1	I			3516 RAIL 1822-1868 2B FRAME	<a href="#">BreakDown...</a>		<a href="#">View Diagram</a>

246 results found, displaying 1 to 246

Reference Number	Eng Chg	Quantity	ASM	LESS	Set Type	Description	BreakDown...	Reference Drawing	SIS Part Diagram
TRCOP03	F	1	I			COUPLING GP-2B GEN	<a href="#">BreakDown...</a>		<a href="#">View Diagram</a>
PLLY499	F	1	I			FAN PULLEY 0.499 RATIO	<a href="#">BreakDown...</a>		<a href="#">View Diagram</a>
ACLS519	F	1	I			SINGLE STAGE 19	<a href="#">BreakDown...</a>		<a href="#">View Diagram</a>
LUBOI38	F	1	I			LUBE OIL 38	<a href="#">BreakDown...</a>		<a href="#">View Diagram</a>
LUBOD15	F	1	I			DRAIN GP - OIL PAN 15	<a href="#">BreakDown...</a>		<a href="#">View Diagram</a>
CVR0087	F	1	I			NO PRELUBE PUMP 87	<a href="#">BreakDown...</a>		<a href="#">View Diagram</a>
NOOLR00	F	1	I			NO OIL LEVEL REGULATOR 000	<a href="#">BreakDown...</a>		<a href="#">View Diagram</a>
WIRGP24	F	1	I			PLUG GP-NO CYL TEMP SENSORS 24	<a href="#">BreakDown...</a>		<a href="#">View Diagram</a>
CRKVTS6	F	1	S			OPEN CRANKCASE VENT SYS 06	<a href="#">BreakDown...</a>		<a href="#">View Diagram</a>
NOEXRV5	F	1	I			NO EXPLOSION RELIEF VALVE 05	<a href="#">BreakDown...</a>		<a href="#">View Diagram</a>
BAT1206	F	1	S			2800CCA BATT SET OF 4-12V DRY	<a href="#">BreakDown...</a>		<a href="#">View Diagram</a>
BTC20A2	F	1	S			BATTERY CHARGER 20A NFPA	<a href="#">BreakDown...</a>		<a href="#">View Diagram</a>
ELSM014	F	1	I			DUAL ELECTRIC START LH 50MT 14	<a href="#">BreakDown...</a>		<a href="#">View Diagram</a>
CVR0079	F	1	I			COVERS-DUAL START & NO BAR 79	<a href="#">BreakDown...</a>		<a href="#">View Diagram</a>
JWHWP84	F	1	I			JACKET WATER HTR W/PUMP 208V	<a href="#">BreakDown...</a>		<a href="#">View Diagram</a>
WIRJW42	F	1	I			WIRING GP-JW HEATER 42	<a href="#">BreakDown...</a>		<a href="#">View Diagram</a>
SHK0003	F	1	I			SPACE HEATER 03	<a href="#">BreakDown...</a>		<a href="#">View Diagram</a>
CT50006	F	1	I			CT 5000:5 RATIO	<a href="#">BreakDown...</a>		<a href="#">View Diagram</a>
PNLDCRH	F	1	I			EMCP RECESSED DC PANEL MNT RH	<a href="#">BreakDown...</a>		<a href="#">View Diagram</a>
AVRIVR0	F	1	I			INTEGRATED VOLTAGE REGULATOR..	<a href="#">BreakDown...</a>		<a href="#">View Diagram</a>
VRCLV01	F	1	I			VOLTAGE REG COVER LOW VOLT	<a href="#">BreakDown...</a>		<a href="#">View Diagram</a>
DCRMP01	F	1	I			24VDC REGULATOR MP FRM CB	<a href="#">BreakDown...</a>		<a href="#">View Diagram</a>
MCOWT3B	F	1	I			MP FRAME CONN 6P TCE REAR WIDE	<a href="#">BreakDown...</a>		<a href="#">View Diagram</a>
VIBIS93	F	1	S			SPRING SEISMIC ISOLATOR (RAD)	<a href="#">BreakDown...</a>		<a href="#">View Diagram</a>
4000AMP	F	1	I			4000 AMP BREAKER	<a href="#">BreakDown...</a>		<a href="#">View Diagram</a>
CPMNTLN	F	1	I			LH CP/AUX MTG W/O LH EXT BOX	<a href="#">BreakDown...</a>		<a href="#">View Diagram</a>
EMCP42P	F	1	I			EMCP 4.2B CONTROL PANEL	<a href="#">BreakDown...</a>		<a href="#">View Diagram</a>
NOBAD00	F	1	I			NO BARRING DEVICE	<a href="#">BreakDown...</a>		<a href="#">View Diagram</a>
NOCOL02	F	1	I			NO COOLANT 02	<a href="#">BreakDown...</a>		<a href="#">View Diagram</a>
NONAUXB	F	1	I			NO AUXILIARY BOX REAR RQD	<a href="#">BreakDown...</a>		<a href="#">View Diagram</a>
NONAUXL	F	1	I			NO AUXILIARY BOX LEFT RQD	<a href="#">BreakDown...</a>		<a href="#">View Diagram</a>
NONAUXR	F	1	I			NO AUXILIARY BOX RIGHT RQD	<a href="#">BreakDown...</a>		<a href="#">View Diagram</a>
NONCSA	F	1	I			NO CSA CERTIFICATION	<a href="#">BreakDown...</a>		<a href="#">View Diagram</a>
NONIBC	F	1	I			NO SEISMIC CERTIFICATION	<a href="#">BreakDown...</a>		<a href="#">View Diagram</a>
PNLFLHS	F	1	I			CONTROL PANEL MOUNTING - LEFT	<a href="#">BreakDown...</a>		<a href="#">View Diagram</a>
BOTCVRL	F	1	I			LOWER COVER LEFT	<a href="#">BreakDown...</a>		<a href="#">View Diagram</a>
BOTCVRR	F	1	I			LOWER COVER RIGHT	<a href="#">BreakDown...</a>		<a href="#">View Diagram</a>
MISCRIT	F	1	I			MISSION CRITICAL POWER	<a href="#">BreakDown...</a>		<a href="#">View Diagram</a>
CERTESE	F	1	I			EPA STATIONARY EMERGENCY	<a href="#">BreakDown...</a>		<a href="#">View Diagram</a>
60H0480	F	1	I			60HZ 480 VOLT (WYE)	<a href="#">BreakDown...</a>		<a href="#">View Diagram</a>
LANENGO	F	1	I			ENGLISH INSTRUCTION LANGUAGE	<a href="#">BreakDown...</a>		<a href="#">View Diagram</a>
MSCEC83	F	1	I			DATACENTERS	<a href="#">BreakDown...</a>		<a href="#">View Diagram</a>
MWCODEQ	F	1	I			STANDBY POWER-MISSION CRITICAL	<a href="#">BreakDown...</a>		<a href="#">View Diagram</a>
MSEPGGN	F	1	I			MARKET SEGMENT CODES	<a href="#">BreakDown...</a>		<a href="#">View Diagram</a>
KW02500	F	1	I			60 HZ, 2500 EKW W/FAN	<a href="#">BreakDown...</a>		<a href="#">View Diagram</a>
ACKDTO	F	1	I			ACKNOWLEDGE NON-OSHPD ONLY	<a href="#">BreakDown...</a>		<a href="#">View Diagram</a>
GENT125	F	1	I			125C TEMP RISE OVER 40C AMB	<a href="#">BreakDown...</a>		<a href="#">View Diagram</a>
3PWUL01	F	1	I			3 POLE BREAKER WIDE UL/CSA	<a href="#">BreakDown...</a>		<a href="#">View Diagram</a>
ALRTD01	F	1	I			ALTERNATOR RTDS	<a href="#">BreakDown...</a>		<a href="#">View Diagram</a>
CBFMP01	F	1	I			MASTERPACT BREAKER	<a href="#">BreakDown...</a>		<a href="#">View Diagram</a>
ESCNONE	F	1	I			STANDARD WARRANTY	<a href="#">BreakDown...</a>		<a href="#">View Diagram</a>
FORWD01	F	1	I			FORM WOUND	<a href="#">BreakDown...</a>		<a href="#">View Diagram</a>
LSIGP01	F	1	I			LSIG-P TRIP UNIT	<a href="#">BreakDown...</a>		<a href="#">View Diagram</a>
NOCBPAR	F	1	I			NON-PARALLELING BREAKER	<a href="#">BreakDown...</a>		<a href="#">View Diagram</a>
NOCBR01	F	1	I			NO CIRCUIT BREAKER	<a href="#">BreakDown...</a>		<a href="#">View Diagram</a>
NOCEM00	F	1	I			NO CLEAN EMISSIONS MODULE	<a href="#">BreakDown...</a>		<a href="#">View Diagram</a>
NOEACRT	F	1	I			NO EURASIAN CONFORMITY MARK	<a href="#">BreakDown...</a>		<a href="#">View Diagram</a>
NONCBKL	F	1	I			NO CIRCUIT BREAKER - LEFT RQD	<a href="#">BreakDown...</a>		<a href="#">View Diagram</a>



246 results found, displaying 1 to 246

Reference Number	Eng Chg	Quantity	ASM	LESS	Set Type	Description	BreakDown...	Reference Drawing	SIS Part Diagram
NONCBKR	F	1	I			NO CIRCUIT BREAKER - RIGHT RQD	<a href="#">BreakDown...</a>		<a href="#">View Diagram</a>
NONPCB	F	1	I			NO POWER CONN REAR	<a href="#">BreakDown...</a>		<a href="#">View Diagram</a>
NONPCL	F	1	I			NO POWER CONN LEFT	<a href="#">BreakDown...</a>		<a href="#">View Diagram</a>
NONPCR	F	1	I			NO POWER CONN RIGHT	<a href="#">BreakDown...</a>		<a href="#">View Diagram</a>
NONSEBL	F	1	I			NO SIDE EXTENSION BOX LEFT RQD	<a href="#">BreakDown...</a>		<a href="#">View Diagram</a>
NONSEBR	F	1	I			NO SIDE EXTENSION BOX RIGHT	<a href="#">BreakDown...</a>		<a href="#">View Diagram</a>
NONSHDB	F	1	I			NO BOTTOM CABLE SHROUD RR REQD	<a href="#">BreakDown...</a>		<a href="#">View Diagram</a>
PERMN01	F	1	I			PERMANENT MAGNET (PM)	<a href="#">BreakDown...</a>		<a href="#">View Diagram</a>
TCVNO	F	1	I			DECLINE / NOTAPPLICABLE	<a href="#">BreakDown...</a>		<a href="#">View Diagram</a>
0V2329	F	1	I			PRODUCTION CORRECTION	<a href="#">BreakDown...</a>		<a href="#">View Diagram</a>
2787981	F	1	I	L		CONNECTION GP	<a href="#">BreakDown...</a>		<a href="#">View Diagram</a>
5944481	F	1	I			CONNECTION GP	<a href="#">BreakDown...</a>		<a href="#">View Diagram</a>
LF4462	00	1	I			3516C-HD 60HZ LV STANDBY-2500K	<a href="#">BreakDown...</a>	<a href="#">Drawing...</a>	<a href="#">View Diagram</a>
- 5157721	05	1	I			ENGINE AR-COMMON	<a href="#">BreakDown...</a>		<a href="#">View Diagram</a>
- 2057860	10	1	I			FILM GP - 17 DIGIT PIN	<a href="#">BreakDown...</a>		<a href="#">View Diagram</a>
- 3753659	01	5	I			COVER GP-ENG/GEN LIFT EYE	<a href="#">BreakDown...</a>		<a href="#">View Diagram</a>
- 3775910	01	1	I			PRIMING PUMP-FUEL	<a href="#">BreakDown...</a>		<a href="#">View Diagram</a>
- 3L0438		1	I			TESTING-GENSET 0.8 POWER FACTO	<a href="#">BreakDown...</a>		<a href="#">View Diagram</a>
- 4218926	00	1	S			KIT-LITERATURE	<a href="#">BreakDown...</a>	<a href="#">Drawing...</a>	<a href="#">View Diagram</a>
- 4719540	00	1	I			PLUG GP(HSG FLYWHEEL)	<a href="#">BreakDown...</a>		<a href="#">View Diagram</a>
- 5090451	00	1	I			PLUG GP(FLYWHEEL HSG)	<a href="#">BreakDown...</a>		<a href="#">View Diagram</a>
- 5675938	03	1	I			ELEK GP-A4032	<a href="#">BreakDown...</a>		<a href="#">View Diagram</a>
DN0107	00	1	I			1844/2B FW PM ALT W/RTDS	<a href="#">BreakDown...</a>	<a href="#">Drawing...</a>	<a href="#">View Diagram</a>
- 3723056	00	1	I			GENERATOR AR - POWER	<a href="#">BreakDown...</a>		<a href="#">View Diagram</a>
- 3L0467		1	I			TWO BEARING GEN ALIGNMENT-3500	<a href="#">BreakDown...</a>		<a href="#">View Diagram</a>
LE0222	07	1	I			UL-2200 FOR PACKAGE	<a href="#">BreakDown...</a>	<a href="#">Drawing...</a>	<a href="#">View Diagram</a>
- 3L0028		1	I			NAMEPLATE	<a href="#">BreakDown...</a>		<a href="#">View Diagram</a>
- 3L0027		1	I			NAMEPLATE	<a href="#">BreakDown...</a>		<a href="#">View Diagram</a>
3571662	02	1	I			CERTIFICATION GP (NO DOI)	<a href="#">BreakDown...</a>		<a href="#">View Diagram</a>
LF4238	01	1	I			RAD FOE-ATAAC-A59.1 3516-STD A	<a href="#">BreakDown...</a>	<a href="#">Drawing...</a>	<a href="#">View Diagram</a>
- 3823377	01	1	I			CONNECTION GP-H	<a href="#">BreakDown...</a>	<a href="#">Drawing...</a>	<a href="#">View Diagram</a>
- 4351927	03	1	I			FILM GP	<a href="#">BreakDown...</a>		<a href="#">View Diagram</a>
- 4782325	00	1	I			CONNECTION GP -H	<a href="#">BreakDown...</a>		<a href="#">View Diagram</a>
- 5460007	04	1	S			LINES GP - FLEXIBLE FUEL	<a href="#">BreakDown...</a>		<a href="#">View Diagram</a>
- 5558093	04	1	I			RADIATOR GP	<a href="#">BreakDown...</a>		<a href="#">View Diagram</a>
- 5644394	00	1	I			FAN GP-BLOWER	<a href="#">BreakDown...</a>		<a href="#">View Diagram</a>
- 5647730	01	1	S			LINES GP-AIR	<a href="#">BreakDown...</a>		<a href="#">View Diagram</a>
- 4165294	00	2	I			FILM-COOLANT	<a href="#">BreakDown...</a>		<a href="#">View Diagram</a>
LF9904	01	1	I			EMCP 4.2 CONTROL PANEL-FLUSH M	<a href="#">BreakDown...</a>	<a href="#">Drawing...</a>	<a href="#">View Diagram</a>
- 3625402	01	1	I			TEST-GEN EMCP 4	<a href="#">BreakDown...</a>		<a href="#">View Diagram</a>
- 3706124	00	1	S			LITERATURE-QSG	<a href="#">BreakDown...</a>		<a href="#">View Diagram</a>
- 5799018	02	1	I			PANEL GP - ELEK	<a href="#">BreakDown...</a>		<a href="#">View Diagram</a>
- 5240723	02	1	I			BOX GP - ELEK	<a href="#">BreakDown...</a>		<a href="#">View Diagram</a>
- 4981456	00	1	I			WIRING GP	<a href="#">BreakDown...</a>		<a href="#">View Diagram</a>
4912194	05	1	I			ELEK GP-A6001	<a href="#">BreakDown...</a>		<a href="#">View Diagram</a>
LF4130	03	1	I			EUI ENGINE INTERFACE HARNESS	<a href="#">BreakDown...</a>		<a href="#">View Diagram</a>
- 4981333	02	1	I			WIRING GP-ENGINE	<a href="#">BreakDown...</a>	<a href="#">Drawing...</a>	<a href="#">View Diagram</a>
LF2844	02	1	I			ICE TERMINAL BOX STD BLD	<a href="#">BreakDown...</a>	<a href="#">Drawing...</a>	<a href="#">View Diagram</a>
- 2450087	06	1	I			MOUNTING GP-MAIN BOX	<a href="#">BreakDown...</a>		<a href="#">View Diagram</a>
- 4914000	05	1	I			WIRING GP	<a href="#">BreakDown...</a>		<a href="#">View Diagram</a>
- 4922883	02	1	I			COVER GP-ENGINE	<a href="#">BreakDown...</a>		<a href="#">View Diagram</a>
- 5268408	02	1	I			COVER GP	<a href="#">BreakDown...</a>		<a href="#">View Diagram</a>
- 5496930	01	1	I			BOX GP-BASIC	<a href="#">BreakDown...</a>		<a href="#">View Diagram</a>
5653161	03	1	I			WIRING GP	<a href="#">BreakDown...</a>		<a href="#">View Diagram</a>
5511835	01	1	I			COVER GP	<a href="#">BreakDown...</a>		<a href="#">View Diagram</a>
2527371	06	1	I			MTG GROUP - RAIL	<a href="#">BreakDown...</a>	<a href="#">Drawing...</a>	<a href="#">View Diagram</a>
LF2853	01	1	I			ICE REAR EXT BOX STD BLD	<a href="#">BreakDown...</a>	<a href="#">Drawing...</a>	<a href="#">View Diagram</a>
- 4915870	07	1	I			BOX GP-EXTENSION	<a href="#">BreakDown...</a>	<a href="#">Drawing...</a>	<a href="#">View Diagram</a>

246 results found, displaying 1 to 246


Reference Number	Eng Chg	Quantity	ASM	LESS	Set Type	Description	BreakDown...	Reference Drawing	SIS Part Diagram
- 2527350	00	1	I			MTG GP-REAR BOX	<a href="#">BreakDown...</a>		<a href="#">View Diagram</a>
4915895	00	1	I			COVER GP	<a href="#">BreakDown...</a>	<a href="#">Drawing...</a>	<a href="#">View Diagram</a>
4915899	02	2	I			COVER GP	<a href="#">BreakDown...</a>	<a href="#">Drawing...</a>	<a href="#">View Diagram</a>
LF2882	01	1	I			REAR TOP SHROUD ICE	<a href="#">BreakDown...</a>	<a href="#">Drawing...</a>	<a href="#">View Diagram</a>
- 5219092	00	1	I			COVER GP	<a href="#">BreakDown...</a>		<a href="#">View Diagram</a>
- 5880781	01	1	I			SHROUD GP	<a href="#">BreakDown...</a>		<a href="#">View Diagram</a>
5124908	05	1	I			MODULE GP	<a href="#">BreakDown...</a>	<a href="#">Drawing...</a>	<a href="#">View Diagram</a>
4913990	01	1	I			MODULE GP - ALARM	<a href="#">BreakDown...</a>		<a href="#">View Diagram</a>
4948210	02	1	I			WIRING GP	<a href="#">BreakDown...</a>		<a href="#">View Diagram</a>
LF3239	01	1	I			SERIES WIRED SPACE HEATERS	<a href="#">BreakDown...</a>		<a href="#">View Diagram</a>
- 4913996	02	1	I			WIRING GP	<a href="#">BreakDown...</a>		<a href="#">View Diagram</a>
- 5287025	00	1	I			BUS BAR	<a href="#">BreakDown...</a>		<a href="#">View Diagram</a>
3752299	00	1	I			ALARM GP-BASIC	<a href="#">BreakDown...</a>	<a href="#">Drawing...</a>	<a href="#">View Diagram</a>
3752303	01	1	S			ALARM GP-BASIC	<a href="#">BreakDown...</a>		<a href="#">View Diagram</a>
4981453	01	1	I			FASTENER GP-GND	<a href="#">BreakDown...</a>		<a href="#">View Diagram</a>
3088373	02	1	I			CONNECTION GP - G	<a href="#">BreakDown...</a>		<a href="#">View Diagram</a>
3117116	01	1	I			MTG GP-BUS	<a href="#">BreakDown...</a>	<a href="#">Drawing...</a>	<a href="#">View Diagram</a>
2527503	07	1	I			INSTRUCTIONS	<a href="#">BreakDown...</a>	<a href="#">Drawing...</a>	<a href="#">View Diagram</a>
LF4873	01	1	I			MP FRAME CB REAR MOUNT	<a href="#">BreakDown...</a>		<a href="#">View Diagram</a>
- 5782931	00	1	I			MOUNTING GP	<a href="#">BreakDown...</a>		<a href="#">View Diagram</a>
- 4914020	01	1	I			TAG GP	<a href="#">BreakDown...</a>		<a href="#">View Diagram</a>
- 4922822	05	1	I			PANEL GP-BREAKER	<a href="#">BreakDown...</a>		<a href="#">View Diagram</a>
- 5727223	01	1	I			COVER GP	<a href="#">BreakDown...</a>		<a href="#">View Diagram</a>
- 5891398	00	1	I			COVER GP	<a href="#">BreakDown...</a>		<a href="#">View Diagram</a>
4914014	03	1	I			WIRING GP	<a href="#">BreakDown...</a>		<a href="#">View Diagram</a>
2449913	02	1	I			BREAKER AS	<a href="#">BreakDown...</a>	<a href="#">Drawing...</a>	<a href="#">View Diagram</a>
LF3366	01	1	I			3516 RAIL GP 1822-1868 FRAME 2	<a href="#">BreakDown...</a>	<a href="#">Drawing...</a>	<a href="#">View Diagram</a>
- 3502455	01	1	I			RAIL GP-ENG SPT	<a href="#">BreakDown...</a>		<a href="#">View Diagram</a>
- 3856947	00	1	I			MTG GP-GENERATOR	<a href="#">BreakDown...</a>		<a href="#">View Diagram</a>
5072298	00	1	I			COUPLING GP-GEN	<a href="#">BreakDown...</a>		<a href="#">View Diagram</a>
LF4310	01	1	I			FAN PULLEY-0.499 RATIO OPTIMIZ	<a href="#">BreakDown...</a>	<a href="#">Drawing...</a>	<a href="#">View Diagram</a>
- 3788171	02	1	I			FRONT STUB SHAFT	<a href="#">BreakDown...</a>	<a href="#">Drawing...</a>	<a href="#">View Diagram</a>
- 5097378	05	1	I			GUARD GP - DAMPER	<a href="#">BreakDown...</a>		<a href="#">View Diagram</a>
- 5694809	01	1	I			GUARD GP-DAMPER	<a href="#">BreakDown...</a>		<a href="#">View Diagram</a>
- 4935297	03	1	I			GUARD GP - BELT	<a href="#">BreakDown...</a>	<a href="#">Drawing...</a>	<a href="#">View Diagram</a>
- 5931458	01	1	I			DRIVE GP - FAN	<a href="#">BreakDown...</a>		<a href="#">View Diagram</a>
LA9133	01	1	I			3516C-HD SINGLE ELEMENT AIR CL	<a href="#">BreakDown...</a>	<a href="#">Drawing...</a>	<a href="#">View Diagram</a>
- 3988223	01	1	I			MTG GP-ACL	<a href="#">BreakDown...</a>		<a href="#">View Diagram</a>
- 3992528	00	1	I			CLEANER GP-AIR	<a href="#">BreakDown...</a>		<a href="#">View Diagram</a>
- 3757426	03	1	I			LINES GP-AIR	<a href="#">BreakDown...</a>		<a href="#">View Diagram</a>
- 3351903	02	1	I			RESTRICTION INDICATOR	<a href="#">BreakDown...</a>		<a href="#">View Diagram</a>
LF1130	00	1	I			LUBE OIL	<a href="#">BreakDown...</a>		<a href="#">View Diagram</a>
- 3492581	02	416	I			OIL (BULK)	<a href="#">BreakDown...</a>	<a href="#">Drawing...</a>	<a href="#">View Diagram</a>
3256245	00	1	I			DRAIN GP-OIL	<a href="#">BreakDown...</a>		<a href="#">View Diagram</a>
LF3582	00	1	I			NO PRELUBE PUMP	<a href="#">BreakDown...</a>	<a href="#">Drawing...</a>	<a href="#">View Diagram</a>
- 3763414	01	1	I			COVER GP	<a href="#">BreakDown...</a>		<a href="#">View Diagram</a>
- 4253083	01	1	I			FASTENER GP (PAN GP-OIL)	<a href="#">BreakDown...</a>		<a href="#">View Diagram</a>
- 4253225	01	1	I			FASTENER GP (COOLER GP-ENG O)	<a href="#">BreakDown...</a>		<a href="#">View Diagram</a>
- 4335828	00	1	I			PLUG GP - BLOCK	<a href="#">BreakDown...</a>		<a href="#">View Diagram</a>
- 4273754	01	1	I			COVER GP	<a href="#">BreakDown...</a>		<a href="#">View Diagram</a>
LF3532	00	1	I			NO OIL LVL REGULATOR-C SERIES	<a href="#">BreakDown...</a>	<a href="#">Drawing...</a>	<a href="#">View Diagram</a>
- 4315199	00	1	I			PLUG GP	<a href="#">BreakDown...</a>		<a href="#">View Diagram</a>
- 4354101	01	1	I			FASTENER GP (PAN GP-OIL)	<a href="#">BreakDown...</a>		<a href="#">View Diagram</a>
- 5210721	00	1	I			PLUG GP	<a href="#">BreakDown...</a>		<a href="#">View Diagram</a>
LF0783	00	1	I			PLUG GP - NO PYROMETERS	<a href="#">BreakDown...</a>	<a href="#">Drawing...</a>	<a href="#">View Diagram</a>
- 3780549	00	1	I			PLUG GP - HEAD	<a href="#">BreakDown...</a>	<a href="#">Drawing...</a>	<a href="#">View Diagram</a>
- 3632722	00	1	I			HARDWARE GP - MTG	<a href="#">BreakDown...</a>		<a href="#">View Diagram</a>
2820929	03	1	S			DISPOSAL GP-FUMES	<a href="#">BreakDown...</a>		<a href="#">View Diagram</a>

246 results found, displaying 1 to 246


Reference Number	Eng Chg	Quantity	ASM	LESS 	Set Type	Description	BreakDown...	Reference Drawing	SIS Part Diagram 
4691687	01	1	I			COVER GP-CYL BLK	<a href="#">BreakDown...</a>		<a href="#">View Diagram</a>
LF0184	00	1	I			BATTERY SET-4 BATTERIES	<a href="#">BreakDown...</a>	<a href="#">Drawing...</a>	<a href="#">View Diagram</a>
- 2593098	02	1	S			BATTERY GP - MAIN FRE	<a href="#">BreakDown...</a>	<a href="#">Drawing...</a>	<a href="#">View Diagram</a>
- 3502550	01	1	S			SUPPORT GP - BAT	<a href="#">BreakDown...</a>	<a href="#">Drawing...</a>	<a href="#">View Diagram</a>
- 3502557	01	1	S			WIRING GP - ELEC	<a href="#">BreakDown...</a>	<a href="#">Drawing...</a>	<a href="#">View Diagram</a>
2860177	00	1	S			CHARGER-BATTERY	<a href="#">BreakDown...</a>	<a href="#">Drawing...</a>	<a href="#">View Diagram</a>
LF1136	01	1	I			HEAVY DUTY ELECTRIC STARTER-EU	<a href="#">BreakDown...</a>	<a href="#">Drawing...</a>	<a href="#">View Diagram</a>
- 3354149	03	1	I			ELECTRIC STARTING MOTOR 24VDC	<a href="#">BreakDown...</a>	<a href="#">Drawing...</a>	<a href="#">View Diagram</a>
- 3969528	05	1	I			SWITCH GP-DISC	<a href="#">BreakDown...</a>		<a href="#">View Diagram</a>
- 2410235	03	1	I			WIRING GP	<a href="#">BreakDown...</a>		<a href="#">View Diagram</a>
- 2427068	01	1	I			WIRING GP	<a href="#">BreakDown...</a>		<a href="#">View Diagram</a>
LF1144	00	1	I			COVER GP-STARTER LOC	<a href="#">BreakDown...</a>	<a href="#">Drawing...</a>	<a href="#">View Diagram</a>
- 3810757	00	1	I			COVER GP (STARTER RH)	<a href="#">BreakDown...</a>	<a href="#">Drawing...</a>	<a href="#">View Diagram</a>
LF0765	01	1	I			JACKET WATER HEATER-208V	<a href="#">BreakDown...</a>		<a href="#">View Diagram</a>
- 3754743	03	1	I			HEATER GP - JW BASIC	<a href="#">BreakDown...</a>		<a href="#">View Diagram</a>
- 3632817	05	1	I			MOUNTING GP - JACKET WATER HEA	<a href="#">BreakDown...</a>		<a href="#">View Diagram</a>
- 3632792	00	1	I			CONNECTION GP	<a href="#">BreakDown...</a>		<a href="#">View Diagram</a>
LF3042	00	1	I			2XXV JWH WIRING FOR 184XM 186X	<a href="#">BreakDown...</a>		<a href="#">View Diagram</a>
- 4980001	01	1	I			WIRING GP	<a href="#">BreakDown...</a>		<a href="#">View Diagram</a>
- 4980003	01	1	I			FASTENER GP	<a href="#">BreakDown...</a>		<a href="#">View Diagram</a>
3223173	03	1	I			HEATER GP-GEN	<a href="#">BreakDown...</a>		<a href="#">View Diagram</a>
5215180	02	1	I			TRANSFORMER GP	<a href="#">BreakDown...</a>		<a href="#">View Diagram</a>
LF3372	00	1	I			LH RECESSED EMCP/ RH RECESSED	<a href="#">BreakDown...</a>	<a href="#">Drawing...</a>	<a href="#">View Diagram</a>
- 2527390	00	1	I			INSTRUCTIONS	<a href="#">BreakDown...</a>		<a href="#">View Diagram</a>
- 2527394	01	1	I			INSTRUCTIONS	<a href="#">BreakDown...</a>		<a href="#">View Diagram</a>
LF9850	00	1	I			IVR-EM15A	<a href="#">BreakDown...</a>		<a href="#">View Diagram</a>
- 5722240	01	1	I			MOUNTING GP	<a href="#">BreakDown...</a>		<a href="#">View Diagram</a>
- 5600465	00	1	I			MOUNTING GP	<a href="#">BreakDown...</a>		<a href="#">View Diagram</a>
4922881	02	1	I			COVER GP	<a href="#">BreakDown...</a>		<a href="#">View Diagram</a>
5727230	01	1	I			WIRING GP	<a href="#">BreakDown...</a>		<a href="#">View Diagram</a>
LF4871	00	1	I			MP FRAME CONN 6P TCE REAR	<a href="#">BreakDown...</a>		<a href="#">View Diagram</a>
- 5776997	01	1	I			CONN GP-BUS BAR	<a href="#">BreakDown...</a>		<a href="#">View Diagram</a>
- 5727212	02	1	I			BAR GP-NEUTRAL	<a href="#">BreakDown...</a>		<a href="#">View Diagram</a>
4724758	03	1	S			MTG GP - ISOLATOR	<a href="#">BreakDown...</a>		<a href="#">View Diagram</a>
4160422		1	I			MISSION CRITICAL - STAMP STAND	<a href="#">BreakDown...</a>		<a href="#">View Diagram</a>
3662120	00	1	I			CERTIFICATION - EMERGENCY STAT	<a href="#">BreakDown...</a>		<a href="#">View Diagram</a>
5N9597		1	I			VOLTAGE INDICATOR 480V, 60HZ	<a href="#">BreakDown...</a>		<a href="#">View Diagram</a>
5P2506	00	1	I			LITERATURE - ENGLISH	<a href="#">BreakDown...</a>	<a href="#">Drawing...</a>	<a href="#">View Diagram</a>
0V5560		1	I			END USE: EPG LARGE	<a href="#">BreakDown...</a>		<a href="#">View Diagram</a>
LL6760	00	1	I			3634BHP 2500 EKW WF@1800RPM-60	<a href="#">BreakDown...</a>		<a href="#">View Diagram</a>
- 4581567		1	I			2710 BKW (3634 BHP) @ 1800 RPM	<a href="#">BreakDown...</a>		<a href="#">View Diagram</a>
0V2329		1	I			PRODUCTION CORRECTION	<a href="#">BreakDown...</a>		<a href="#">View Diagram</a>
5944481	00	1	I			CONNECTION GP	<a href="#">BreakDown...</a>		<a href="#">View Diagram</a>

## Ship Loose [Top](#)

105 results found, displaying 1 to 105


Reference Number	Eng Chg	Quantity	ASM	LESS 	Set Type	Description	BreakDown...
		2	S			PVA 000\00000000	<a href="#">BreakDown...</a>
5P2506		1	S			LITERATURE GP	<a href="#">BreakDown...</a>
2593098		1	S			BATTERY GP	<a href="#">BreakDown...</a>
- 1014000		4	S			BATTERY-DRY	<a href="#">BreakDown...</a>
2820929		1	S			DISPOSAL GP-FUME	<a href="#">BreakDown...</a>
- 0S1594		2	S			BOLT	<a href="#">BreakDown...</a>
- 2N8928		12	S			CLIP-LOOP	<a href="#">BreakDown...</a>

105 results found, displaying 1 to 105

Reference Number	Eng Chg	Quantity	ASM	LESS 	Set Type	Description	BreakDown...
- 2V2793		2	S			CLIP	<a href="#">BreakDown...</a>
- 5P0597		3	S			CLAMP-HOSE	<a href="#">BreakDown...</a>
- 5P1472		1272	S			HOSE-BULK	<a href="#">BreakDown...</a>
- 6V8801		8	S			NUT-HEX	<a href="#">BreakDown...</a>
- 7X0294		5	S			BOLT-HEX HEAD	<a href="#">BreakDown...</a>
- 7X0471		2	S			BOLT-HEX HEAD	<a href="#">BreakDown...</a>
- 7X0584		2	S			WASHER-HARD	<a href="#">BreakDown...</a>
- 8N1663		3	S			BOOT	<a href="#">BreakDown...</a>
- 8T4896		18	S			WASHER-HARD	<a href="#">BreakDown...</a>
- 8T9101		2	S			BOLT	<a href="#">BreakDown...</a>
- 9B7237		1	S			BOLT-HEX HEAD	<a href="#">BreakDown...</a>
- 0908747		2	S			SPACER	<a href="#">BreakDown...</a>
- 1336035		2	S			PIPE	<a href="#">BreakDown...</a>
- 1383251		5	S			SPACER	<a href="#">BreakDown...</a>
- 2822602		1	S			BRACKET	<a href="#">BreakDown...</a>
2860177		1	S			CHARGER-BATTERY	<a href="#">BreakDown...</a>
3502550		1	S			SUPPORT GP-BTRY	<a href="#">BreakDown...</a>
- 3E4096		6	S			CAP	<a href="#">BreakDown...</a>
- 7X7729		8	S			WASHER-HARD	<a href="#">BreakDown...</a>
- 8T2910		6	S			NUT-WING	<a href="#">BreakDown...</a>
- 8T4121		1	S			WASHER-HARD	<a href="#">BreakDown...</a>
- 8T4133		9	S			NUT-HEX	<a href="#">BreakDown...</a>
- 8T4136		9	S			BOLT-HEX HEAD	<a href="#">BreakDown...</a>
- 8T4183		2	S			BOLT-HEX HEAD	<a href="#">BreakDown...</a>
- 8T4223		4	S			WASHER-HARD	<a href="#">BreakDown...</a>
- 8T4244		2	S			NUT-HEX	<a href="#">BreakDown...</a>
- 1237479		2	S			SPACER	<a href="#">BreakDown...</a>
- 1422457		2	S			ANGLE	<a href="#">BreakDown...</a>
- 3502548		2	S			SUPPORT-BATTERY	<a href="#">BreakDown...</a>
- 3502549		4	S			RACK-BATTERY	<a href="#">BreakDown...</a>
- 3502552		6	S			ROD-THREADED	<a href="#">BreakDown...</a>
3502557		1	S			WIRING GP-ELEC	<a href="#">BreakDown...</a>
- 4P8134		2	S			CLIP-LADDER	<a href="#">BreakDown...</a>
- 7K1181		2	S			STRAP-CABLE	<a href="#">BreakDown...</a>
- 1181277		2	S			CABLE AS	<a href="#">BreakDown...</a>
- 3502553		1	S			CABLE AS	<a href="#">BreakDown...</a>
- 3502554		1	S			CABLE AS	<a href="#">BreakDown...</a>
3752303		1	S			ALARM GP-BASIC	<a href="#">BreakDown...</a>
4724758		1	S			MTG GP-ISOLATOR	<a href="#">BreakDown...</a>
- 7X0582		12	S			WASHER-HARD	<a href="#">BreakDown...</a>
- 3539020		12	S			MOUNT AS	<a href="#">BreakDown...</a>
5460007		1	S			LINES GP-FLEX F	<a href="#">BreakDown...</a>
- 2P1293		2	S			LOCKNUT-BULKHEAD	<a href="#">BreakDown...</a>
- 4L9337		1	S			BOLT-HEX HEAD	<a href="#">BreakDown...</a>
- 5P1076		4	S			WASHER-HARD	<a href="#">BreakDown...</a>
- 6V8188		2	S			NUT-HEX	<a href="#">BreakDown...</a>
- 6V8801		2	S			NUT-HEX	<a href="#">BreakDown...</a>
- 6V8943		1	S			ADAPTER-STR	<a href="#">BreakDown...</a>
- 8T4896		4	S			WASHER-HARD	<a href="#">BreakDown...</a>
- 8T8919		2	S			BOLT	<a href="#">BreakDown...</a>
- 9B7237		1	S			BOLT-HEX HEAD	<a href="#">BreakDown...</a>
- 9X2398		1	S			ADPTR-ELB 90 DEG	<a href="#">BreakDown...</a>
- 1309984		1	S			CLIP-LOOP	<a href="#">BreakDown...</a>
- 1874375		1	S			HOSE AS.	<a href="#">BreakDown...</a>
- 2287090		1	S			SEAL-O-RING-ORFS	<a href="#">BreakDown...</a>
- 2287091		1	S			SEAL-O-RING-ORFS	<a href="#">BreakDown...</a>
- 2287092		3	S			SEAL-O-RING-ORFS	<a href="#">BreakDown...</a>
- 2815933		1	S			ADAPTER AS	<a href="#">BreakDown...</a>
- 2858515		1	S			BRACKET	<a href="#">BreakDown...</a>



105 results found, displaying 1 to 105

Reference Number	Eng Chg	Quantity	ASM	LESS 	Set Type	Description	BreakDown...
- 3295473		2	S			ADAPTER AS	<a href="#">BreakDown...</a>
- 4866859		1	S			ADAPTER-REDUCER	<a href="#">BreakDown...</a>
- 5017448		1	S			ADAPTER-STR	<a href="#">BreakDown...</a>
- 5416637		3	S			CLIP-LOOP	<a href="#">BreakDown...</a>
- 5859465		1	S			HOSE AS	<a href="#">BreakDown...</a>
5647730		1	S			LINES GP-AIR	<a href="#">BreakDown...</a>
- 1S4305		8	S			SPACER	<a href="#">BreakDown...</a>
- 5P1076		4	S			WASHER-HARD	<a href="#">BreakDown...</a>
- 5S7383		8	S			BOLT	<a href="#">BreakDown...</a>
- 6V4430		16	S			SEAL-O RING	<a href="#">BreakDown...</a>
- 6V8182		16	S			NUT-HEX	<a href="#">BreakDown...</a>
- 6V8188		4	S			NUT-HEX	<a href="#">BreakDown...</a>
- 6V8801		8	S			NUT-HEX	<a href="#">BreakDown...</a>
- 7X0368		16	S			BOLT-HEX HEAD	<a href="#">BreakDown...</a>
- 8T4139		4	S			BOLT-HEX HEAD	<a href="#">BreakDown...</a>
- 8T4223		8	S			WASHER-HARD	<a href="#">BreakDown...</a>
- 8T4821		4	S			WASHER-HARD	<a href="#">BreakDown...</a>
- 8T4835		4	S			BOLT	<a href="#">BreakDown...</a>
- 8T4896		16	S			WASHER-HARD	<a href="#">BreakDown...</a>
- 8T4956		4	S			BOLT-HEX HEAD	<a href="#">BreakDown...</a>
- 8T4994		32	S			WASHER-HARD	<a href="#">BreakDown...</a>
- 8T7971		4	S			WASHER-HARD	<a href="#">BreakDown...</a>
- 8T8916		4	S			BOLT	<a href="#">BreakDown...</a>
- 2237485		16	S			CLAMP-T*BOLT	<a href="#">BreakDown...</a>
- 2665360		4	S			WASHER	<a href="#">BreakDown...</a>
- 2726462		1	S			GASKET	<a href="#">BreakDown...</a>
- 2826664		1	S			BELLOWS	<a href="#">BreakDown...</a>
- 2826679		4	S			CLIP-SADDLE	<a href="#">BreakDown...</a>
- 2829919		1	S			ADAPTER AS	<a href="#">BreakDown...</a>
- 3155338		4	S			STRAP	<a href="#">BreakDown...</a>
- 3184305		2	S			SPACER	<a href="#">BreakDown...</a>
- 3293555		4	S			CLIP-HALF	<a href="#">BreakDown...</a>
- 3668500		4	S			HOSE - HUMP	<a href="#">BreakDown...</a>
- 5477622		2	S			BRACKET AS	<a href="#">BreakDown...</a>
- 5487625		1	S			COLLECTOR-Y	<a href="#">BreakDown...</a>
- 5493364		2	S			TUBE AS	<a href="#">BreakDown...</a>
ESO		1	S			(PRNT ESO COPY)	<a href="#">BreakDown...</a>
6L4502		1	S			PROD MARKING SYS	<a href="#">BreakDown...</a>
- PML		1	S			CHK PM FOR FILMS	<a href="#">BreakDown...</a>

Caterpillar Confidential: **Green**

Content Owner: Commercial Processes Division

Web Master(s): [PSG Web Based Systems Support](#)

Current Date: 3/1/2021, 2:04:27 PM

© Caterpillar Inc. 2021 All Rights Reserved.

[Data Privacy Statement](#).