

ORDER INVOICE WITH ENGINEERING BREAKDOWN [6HN00429]

SEPTEMBER 30, 2020

For Help Desk Phone Numbers [Click here](#)

⚠ Caution Ordering Parts from TMI Order Invoice with Engineering Breakdown

Order Invoice with Engineering Breakdown information is provided by the orders system, once you click breakdown of a part, TMI pulls the information from the Engineering Data System (EDS).

EDS is not a manufacturing bill of material system but a engineering part in effect system. TMI uses the built date and calls EDS to pull the part in effect at that time.

Recently, TMI added an as manufactured tab. This tab provides the consist as reported from the engine factory. This data is limited but growing for new manufactured engines.To see an example enter "AT400559"

As-Manufactured tab is refreshed with correct data. The history records as well as the current data with wrong details are deleted. From 28th march 2019, TMI is maintaining only current data which possesses correct details.

To validate you are ordering a correct part, TMI encourages you to contact Morton Parts. 800-566-7782 or <https://pscrmwebforms.cat.com/GDSNquickentry.aspx>

The below option will email full breakdown of the serial number

Excel PDF

FullBreakDown

Sales Model: 3516 DITA

Invoice Number:GE 257578

Dealer: B420

S.O. Number: CQL2300

Invoice Date: 1999-09-28

[Feature Code](#)


[Part Numbers](#)

[Ship Loose](#)


[Help](#)

Feature Codes [Top](#)

36 results found, displaying 1 to 36



Reference Number	Eng Chg	Quantity	ASM	LESS 	Set Type	Reference Drawing	Description
KW02000	F	1	I				2000 EKW W/FAN
516DE63	F	1	I				3516B 2000 EKW 60 HZ EMISSIONS

36 results found, displaying 1 to 36

Reference Number	Eng Chg	Quantity	ASM	LESS 	Set Type	Reference Drawing	Description
EMCENGU	F	1	I				ENGLISH DISPLAY UNITS
EMCAM07	F	1	I			Drawing...	ALARM MODULE - NFPA 110
EMCPLAR	F	1	I				PANEL LIGHTS/AUXILIARY RELAY
CLSSTND	F	1	I				COOLANT LOSS SENSING
EMCCIM1	F	1	I				CUSTOMER INTERFACE MODULE-CIM
EMCRMP5	F	1	I			Drawing...	REM. ANNUNCIATOR MODULE
GENCON2	F	1	I				GENERATOR CONVERSION
CAACBX1	F	1	I				CABLE ACCESS BOX
SHREL01	F	1	I			Drawing...	SPACE HEATER RELAY
RRM0039	F	1	I				RADIATOR REMOVAL 72/25, 0.428
CLS0001	F	1	I			Drawing...	COOLANT LEVEL SENSOR
PFF0001	F	1	I			Drawing...	PRIMARY FUEL FILTER
FLN0001	F	1	I			Drawing...	FLEXIBLE FUEL LINES
FUMDIS4	F	1	I			Drawing...	FUMES DISPOSAL
OPADRN4	F	1	I			Drawing...	OIL PAN DRAIN VALVE
LUBOIL1	F	1	I			Drawing...	LUBRICATING OIL
JWHD002	F	1	I			Drawing...	JACKET WATER HEATER - DUAL
LWS0001	F	1	I			Drawing...	LOW WATER TEMPERATURE SWITCH
BAT2417	F	1	I			Drawing...	24 VOLT BATTERY SET - DRY
BTRCBL1	F	1	I				BATTERY CABLES
BTR0001	F	1	I			Drawing...	BATTERY RACK
BTC1006	F	1	I			Drawing...	BATTERY CHARGER 10 AMP
ALT2442	F	1	I				CHARGING ALTERNATOR 24V 35 AMP
FPPRH04	F	1	I				FUEL PRIMING PUMP, RH MOUNTED
60H0480	F	1	I			Drawing...	60HZ 480 VOLTS
LITENGE	F	6	I				EXTRA LITERATURE - ENGLISH
TRSGEN7	F	1	I				PGS TEST REPORT @ 0.8 PF
EMISSNS	F	1	I				EMISSIONS
60HERTZ	F	1	I			Drawing...	60 HERTZ
STANDBY	F	1	I				STANDBY POWER APPLICATION
EMCPTWO	F	1	I			Drawing...	ELECTRONIC MODULAR CONTROL PNL
NORAD	F	1	I				NO RADIATOR
XLENGL	F	1	I				ENGLISH
3516B	F	1	I			Drawing...	3516B DIESEL ENGINE

Part Numbers [Top](#)

108 results found, displaying 1 to 108


Reference Number	Eng Chg	Quantity	ASM	LESS 	Set Type	Description	Reference Drawing	SIS Part Diagram 
PP3452	09	1	I			2876 BHP 2060 GEN KW WOF 60 HZ		
KW02000	F	1	I			2000 EKW W/FAN		
0P8910		1	I			POST SALE SPAR		View Diagram

LA2277	02	1	I	3516B 2000 EKW 60 HZ EMISSIONS	Drawing...	
516DE63	F	1	I	3516B 2000 EKW 60 HZ EMISSIONS		View Diagram
1169866	06	1	I	3516B ENGINE AR. (G.S.)		View Diagram
3L0414		1	I	SINGLE BEARING GEN ALIGN-3500		View Diagram
3L0432		1	I	TEST - PKG GEN SET (EMCP II)		View Diagram
5N9581		1	I	LOW EMISSIONS STRATEGY		View Diagram
5P2506	00	1	I	LITERATURE GP - ENGLISH	Drawing...	View Diagram
7C0527	02	1	I	ELECTRIC STARTING MOTOR LH	Drawing...	View Diagram
7N6782	08	1	I	RESTRICTION INDICATOR	Drawing...	View Diagram
8N9639	04	1	I	GUARD GP-DAMPER		View Diagram
9X9591	01	1	I	CONTROL GP	Drawing...	View Diagram
1044704	03	1	I	MTG GP - CONTROL PNL (EMCP II)		View Diagram
1131581	00	1	I	CLEANER GP - AIR		View Diagram
1153613	01	1	I	MOUNTING GP - AIR		View Diagram
1157182	01	1	I	RAIL GP		View Diagram
1167004	02	1	I	REGULATOR GP - B		View Diagram
1214450	09	1	I	PANEL AS.		View Diagram
1218856	06	1	I	CONNECTION GP-G		View Diagram
1269191	02	1	I	MOUNTING GP - ALTERNATOR		View Diagram
1340054	04	1	I	WIRING GP - ENGINE		View Diagram
1411809	01	1	I	BOX GP-BASIC		View Diagram
1530191	02	1	I	INSTALLATION AR-GENERATOR		View Diagram
1604022	01	1	I	GENERATOR AR-PWR (A684)		View Diagram
1631462	00	1	I	SENSOR GP - SCAC TEMP.		View Diagram
EMCENGU	F	1	I	ENGLISH DISPLAY UNITS		
1214713	00	1	I	ENGLISH DISPLAY UNITS		View Diagram
EMCAM07	F	1	I	ALARM MODULE - NFPA 110		
1214717	01	1	I	ALARM MODULE - NFPA 110	Drawing...	View Diagram
EMCPLAR	F	1	I	PANEL LIGHTS/AUXILIARY RELAY		
1214712	01	1	I	PANEL LIGHTS/AUXILIARY RELAY		View Diagram
CLSSTND	F	1	I	COOLANT LOSS SENSING		
1391129	00	1	I	COOLANT SENSING PROGRAM		View Diagram
9Y6496	02	1	I	CUSTOMER INTERFACE MODULE-CIM		View Diagram
EMCCIM1	F	1	I	CUSTOMER INTERFACE MODULE-CIM		
EMCRMP5	F	1	I	REM. ANNUNCIATOR MODULE		
1311965	01	1	I	CUSTOM REM. ANNUNCIATOR MODULE		View Diagram
LA1449	02	1	I	GENERATOR CONVERSION	Drawing...	
GENCON2	F	1	I	GENERATOR CONVERSION		
1546024	01	1	I	CONVERSION GP		View Diagram
3L0456		1	I	PROCEDURE - DVR PROG AND TEST		View Diagram
1216202	06	1	I	REGULATOR GP		View Diagram
1455138	00	1	I	WIRING GP - DVR POWER		View Diagram
CAACBX1	F	1	I	CABLE ACCESS BOX		
1221194	01	1	I	CABLE ACCESS BOX		View Diagram
SHREL01	F	1	I	SPACE HEATER RELAY		
1220335	02	1	I	SPACE HEATER RELAY		View Diagram
LA0783	01	1	I	RADIATOR REMOVAL 72/25, 0.428		
RRM0039	F	1	I	RADIATOR REMOVAL 72/25, 0.428		
CLS0001	F	1	I	COOLANT LEVEL SENSOR		
1113794	00	1	I	COOLANT LEVEL SENSOR		View Diagram
8N6435	02	1	I	PRIMARY FUEL FILTER	Drawing...	View Diagram
PFF0001	F	1	I	PRIMARY FUEL FILTER		
5N2438	05	1	I	FLEXIBLE FUEL LINES	Drawing...	View Diagram


FLN0001	F	1	I	FLEXIBLE FUEL LINES		
LA1060	05	1	I	FUMES DISPOSAL	Drawing...	
FUMDIS4	F	1	I	FUMES DISPOSAL		
9Y5563	00	1	I	FUMES DISPOSAL	Drawing...	View Diagram
1209818	04	1	I	FUMES DISPOSAL		View Diagram
9Y7876	01	1	I	OIL PAN DRAIN VALVE	Drawing...	View Diagram
OPADRN4	F	1	I	OIL PAN DRAIN VALVE		
PA5313	05	1	I	LUBRICATING OIL		
LUBOIL1	F	1	I	LUBRICATING OIL		
5P2586	03	1	I	OIL - BULK - ONE LITER		View Diagram
PA4393	06	1	I	JACKET WATER HEATER - DUAL	Drawing...	
JWHD002	F	1	I	JACKET WATER HEATER - DUAL		
6I1043	03	1	I	MOUNTING GP - JACKET WATER HTR		View Diagram
6I1044	07	1	I	MOUNTING GP - JACKET WATER HTR		View Diagram
7E6248	05	1	I	HEATER GP - JACKET WATER		View Diagram
3E0264	02	1	I	LOW WATER TEMPERATURE SWITCH	Drawing...	View Diagram
LWS0001	F	1	I	LOW WATER TEMPERATURE SWITCH		
PA1787	09	1	I	24 VOLT BATTERY SET - DRY	Drawing...	
BAT2417	F	1	I	24 VOLT BATTERY SET - DRY		
7L7872	08	1	I	24 VOLT BATTERY SET - DRY		View Diagram
7W0825	01	1	I	BATTERY CABLES		View Diagram
BTRCBL1	F	1	I	BATTERY CABLES		
3N7056	00	1	I	BATTERY RACK		View Diagram
BTR0001	F	1	I	BATTERY RACK		
7C3874	02	1	I	BATTERY CHARGER 10 AMP	Drawing...	View Diagram
BTC1006	F	1	I	BATTERY CHARGER 10 AMP		
LA0427	08	1	I	CHARGING ALTERNATOR 24V 35AMP	Drawing...	
ALT2442	F	1	I	CHARGING ALTERNATOR 24V 35 AMP		
7C4803	02	1	I	ALTERNATOR GP - A		View Diagram
7E4836	04	1	I	MOUNTING GP - ALT		View Diagram
7W5780	04	1	I	GUARD GROUP - BELT		View Diagram
1077361	01	1	I	DRIVE GP - ACC.	Drawing...	View Diagram
1336468	01	1	I	WIRE AS		View Diagram
LA3237	00	1	I	FUEL PRIMING PUMP AR-RH		
FPPRH04	F	1	I	FUEL PRIMING PUMP, RH MOUNTED		
1213327	04	1	I	FUEL PRIMING PUMP		View Diagram
1659154	01	1	I	FUEL PRIMING PUMP GP		View Diagram
5N9597		1	I	VOLTAGE INDICATOR 480V, 60HZ		View Diagram
60H0480	F	1	I	60HZ 480 VOLTS		View Diagram
0P9715		6	I	EXTRA LITERATURE - ENGLISH		View Diagram
LITENGE	F	6	I	EXTRA LITERATURE - ENGLISH		
0P1793		1	I	GEN SET TEST CHG AT 0.8 PF		View Diagram
TRSGEN7	F	1	I	PGS TEST REPORT @ 0.8 PF		
PP3452	09	1	I	2876 BHP 2060 GEN KW WOF 60 HZ		
2T8240	00	1	I	2145 KW @ 1800 RPM (2876 BHP)		View Diagram
EMISSNS	F	1	I	EMISSIONS		
60HERTZ	F	1	I	60 HERTZ		View Diagram
STANDBY	F	1	I	STANDBY POWER APPLICATION		
EMCPTWO	F	1	I	ELECTRONIC MODULAR CONTROL PNL		
NORAD	F	1	I	NO RADIATOR		
XLLENGL	F	1	I	ENGLISH		
3516B	F	1	I	3516B DIESEL ENGINE		View Diagram

Ship Loose [Top](#)

55 results found, displaying 1 to 55

Reference Number	Eng Chg	Quantity	ASM	LESS 	Set Type	Description	BreakDown...
0S1588		8	S			BOLT	BreakDown...
1L3769		1	S			RING-RETAINING	BreakDown...
1W0531		1	S			BASE-PRIM F FIL	BreakDown...
2H3429		1	S			RING-RETAINING	BreakDown...
2J0157		1	S			SEAL-O RING	BreakDown...
2N8928		8	S			CLIP-LOOP	BreakDown...
2V7397		2	S			CABLE AS	BreakDown...
3K1715		1	S			CABLE AS	BreakDown...
3N6504		1	S			HOSE AS	BreakDown...
3N7054		1	S			SUPPORT AS-BAT	BreakDown...
3N7055		1	S			BOARD	BreakDown...
3V6785		1	S			CABLE AS	BreakDown...
5F5990		2	S			CLIP	BreakDown...
5M2894		16	S			WASHER-HARD	BreakDown...
5P0597		2	S			CLAMP-HOSE	BreakDown...
5P1472		580	S			HOSE	BreakDown...
6V2687		2	S			SCREW-PAN HEAD	BreakDown...
6V6866		2	S			PLUG	BreakDown...
7C3874		1	S			CHARGER-BATTERY	BreakDown...
7H9678		1	S			RETAINER-ELEMENT	BreakDown...
7N1628		1	S			NUT	BreakDown...
7N5274		1	S			COVER-TERMINAL	BreakDown...
7S9323		1	S			SPRING	BreakDown...
8H2778		1	S			GASKET	BreakDown...
8H7202		1	S			CASE AS-F FIL	BreakDown...
8L8413		4	S			STRAP-CABLE	BreakDown...
8N0869		1	S			COVER-TERMINAL	BreakDown...
8N1186		1	S			HOSE AS	BreakDown...
8N1663		2	S			BOOT	BreakDown...
8N1725		1	S			COVER-TERMINAL	BreakDown...
9G0003		4	S			COVER-TERMINAL	BreakDown...
9G0004		4	S			COVER-TERMINAL	BreakDown...
9G8909		1	S			COVER-TERMINAL	BreakDown...
9M2342		1	S			ELEMENT AS	BreakDown...
9S8752		8	S			NUT-FULL	BreakDown...
9X0203		1	S			CONT GP -B	BreakDown...
9X9730		4	S			BATTERY-12 VOLT	BreakDown...
9Y6497		1	S			BOARD AS-RELAY	BreakDown...

55 results found, displaying 1 to 55

Reference Number	Eng Chg	Quantity	ASM	LESS 	Set Type	Description	BreakDown...
9Y9892		1	S			INSTRUCTIONS	BreakDown...
1113794		1	S			SENSOR AS-LEVEL	BreakDown...
1311965		1	S			PANEL GP-INST	BreakDown...
1716719		1	S			PARTS KIT	BreakDown...
1716721		1	S			PARTS KIT	BreakDown...
SEBP2414		7	S			PTSBK	BreakDown...
SEBP2417		7	S			PTSBK	BreakDown...
SEBU6042		7	S			SUPP	BreakDown...
SEBU6251		7	S			LUBE	BreakDown...
SEBU6916		7	S			OMM	BreakDown...
SEBU6918		7	S			OMM	BreakDown...
SEBU6984		7	S			SUPP	BreakDown...
SELF5260		7	S			WARRANTY	BreakDown...
SELS0086		7	S			S.I.	BreakDown...
SENR4794		7	S			SCHEMATIC	BreakDown...
ESO		1	S			(PRNT ESO COPY)	BreakDown...
PML		1	S			*REQUIRED DECALS	BreakDown...

Caterpillar Confidential: **Green**

Content Owner: Commercial Processes Division

Web Master(s): [PSG Web Based Systems Support](#)

Current Date: 9/30/2020, 3:10:50 PM

© Caterpillar Inc. 2020 All Rights Reserved.

[Data Privacy Statement](#).