

ORDER INVOICE WITH ENGINEERING BREAKDOWN [CRE00289]

SEPTEMBER 26, 2020

(CRE00289)-ENGINE (CBP00792)-GENERATOR (R7E00267)-GENSET

For Help Desk Phone Numbers [Click here](#)

Caution Ordering Parts from TMI Order Invoice with Engineering Breakdown

Order Invoice with Engineering Breakdown information is provided by the orders system, once you click breakdown of a part, TMI pulls the information from the Engineering Data System (EDS).

EDS is not a manufacturing bill of material system but a engineering part in effect system. TMI uses the built date and calls EDS to pull the part in effect at that time.

Recently, TMI added an as manufactured tab. This tab provides the consist as reported from the engine factory. This data is limited but growing for new manufactured engines.To see an example enter "AT400559"

As-Manufactured tab is refreshed with correct data. The history records as well as the current data with wrong details are deleted. From 28th march 2019, TMI is maintaining only current data which possesses correct details.

To validate you are ordering a correct part, TMI encourages you to contact Morton Parts. 800-566-7782 or <https://pscrmwebforms.cat.com/GDSNquickentry.aspx>

The below option will email full breakdown of the serial number

Excel PDF

FullBreakDown

Sales Model: 3406 GAS

Invoice Number:GE 709972

Dealer: E255

S.O. Number: FWMQN00

Invoice Date: 2013-10-21

[Feature Code](#)

[Part Numbers](#)

[Ship Loose](#)


[Help](#)

Feature Codes [Top](#)

30 results found, displaying 1 to 30



Reference Number	Eng Chg	Quantity	ASM	LESS 	Set Type	Reference Drawing	Description
406GS11	F	1	I			Drawing...	G3406 TA 60HZ PG.S - 480/277 V
OGNPM11	F	1	I			Drawing...	GENERATOR 447 FRAME PM 11

30 results found, displaying 1 to 30

Reference Number	Eng Chg	Quantity	ASM	LESS 	Set Type	Reference Drawing	Description
RPA0004	F	1	I				GENERATOR REMOVAL 04
NOEUCRT	F	1	I			Drawing...	NO EU CERT REQUEST-SEE DETAILS
FULFL12	F	1	S			Drawing...	FUEL FILTER
EMCPLUS	F	1	I			Drawing...	EMCP TWO PLUS - NLA
EMCCPLH	F	1	I			Drawing...	CONTROL PANEL MOUNTING - LH
EMCENGU	F	1	I				ENGLISH DISPLAY UNITS
CT03005	F	1	I			Drawing...	CURRENT TRANSF., 300:5 RATIO
EMCDP01	F	1	I				DUST-PROOF CONTROL PANEL
OVRDG05	F	1	I			Drawing...	DIGITAL VOLTAGE REGULATOR 05
PTSREM1	F	1	I				REMOVAL AR-POWER TERM. STRIP
CBK0151	F	1	I			Drawing...	350AMP 3-POLE CIRCUIT BRKR
CBLH002	F	1	I			Drawing...	CIRCUIT BREAKER - LH
CONTINU	F	1	I				CONTINUOUS APPLICATION
NSPSNAF	F	1	I				NSPS NON-AFR SITE COMP CAPABLE
60H0480	F	1	I			Drawing...	60HZ 480 VOLTS
MSPETPG	F	1	I				PETRO PRODUCTION/PUMPING
SWP0021	F	1	I				SHRINK WRAP PROTECTION - 3406
TRSGEN7	F	1	I				PGS TEST REPORT @ 0.8 PF
MSCPB30	F	1	I				LAND PRODUCTION POWER
MWCODEE	F	1	I				PRIME POWER
KW00170	F	1	I				170 EKW W/FAN
LANENGO	F	1	I				ENGLISH LANGUAGE OPTION
0V2329	F	1	I				PRODUCTION CORRECTION
1708400	F	1	I	L			COVER GP
2627751	F	1	I				COVER GP
0V2329	F	1	I				PRODUCTION CORRECTION
1708400	F	1	I				COVER GP
2627751	F	1	I	L			COVER GP

Part Numbers [Top](#)

134 results found, displaying 1 to 134

Reference Number	Eng Chg	Quantity	ASM	LESS 	Set Type	Description	Reference Drawing	SIS Part Diagram 
406GS11	F	1	I			G3406 TA 60HZ PG.S - 480/277 V		View Diagram
OGNPM11	F	1	I			GENERATOR 447 FRAME PM 11		
RPA0004	F	1	I			GENERATOR REMOVAL 04		
NOEUCRT	F	1	I			NO EU CERT REQUEST-SEE DETAILS		
FULFL12	F	1	S			FUEL FILTER		
EMCPLUS	F	1	I			EMCP TWO PLUS - NLA		
EMCCPLH	F	1	I			CONTROL PANEL MOUNTING - LH		
EMCENGU	F	1	I			ENGLISH DISPLAY UNITS		
CT03005	F	1	I			CURRENT TRANSF., 300:5 RATIO		
EMCDP01	F	1	I			DUST-PROOF CONTROL PANEL		


OVRDG05	F	1	I		DIGITAL VOLTAGE REGULATOR 05		
PTSREM1	F	1	I		REMOVAL AR-POWER TERM. STRIP		
CBK0151	F	1	I		350AMP 3-POLE CIRCUIT BRKR		
CBLH002	F	1	I		CIRCUIT BREAKER - LH		
CONTINU	F	1	I		CONTINUOUS APPLICATION		
NSPSNAF	F	1	I		NSPS NON-AFR SITE COMP CAPABLE		
60H0480	F	1	I		60HZ 480 VOLTS		View Diagram
MSPETPG	F	1	I		PETRO PRODUCTION/PUMPING		
SWP0021	F	1	I		SHRINK WRAP PROTECTION - 3406		
TRSGEN7	F	1	I		PGS TEST REPORT @ 0.8 PF		
MSCP30	F	1	I		LAND PRODUCTION POWER		
MWCODEE	F	1	I		PRIME POWER		
KW00170	F	1	I		170 EKW W/FAN		
LANENGO	F	1	I		ENGLISH LANGUAGE OPTION		
0V2329	F	1	I		PRODUCTION CORRECTION		View Diagram
1708400	F	1	I	L	COVER GP		View Diagram
2627751	F	1	I		COVER GP		View Diagram
0V2329	F	1	I		PRODUCTION CORRECTION		View Diagram
1708400	F	1	I		COVER GP		View Diagram
2627751	F	1	I	L	COVER GP		View Diagram
LE7999	02	1	I		G3406 TA PGS 1800RPM MED CR 60	Drawing...	
- 3756235	00	1	I		G3406 GENERAL ARRANGEMENT		View Diagram
- 3755465	01	1	I		ENGINE AR - BASIC		View Diagram
- 3N8594	06	2	I		COVER GP-ENG/GEN LIFT EYE		View Diagram
- 4N0691	24	1	I		MANIFOLD GP-WATER COOLED EXH.		View Diagram
- 4N1062	12	1	I		ELECTRIC STARTING MOTOR LH 24V	Drawing...	View Diagram
- 5N5692	14	1	I		ALTERNATOR - 24V - 45 AMP	Drawing...	View Diagram
- 5P2506	00	1	S		LITERATURE - ENGLISH	Drawing...	View Diagram
- 7C1052	03	1	I		DRIVE GP - ACCESSORY		View Diagram
- 7C9706	07	1	I		AFTERCOOLER GP		View Diagram
- 7C9731	03	1	I		MOUNTING GP - AIR CLEANER		View Diagram
- 7C9733	07	1	I		COVER GP - STORAGE		View Diagram
- 7L7871	09	1	I		24 VOLT BATTERY SET - DRY		View Diagram
- 7N8970	07	1	I		FAN DRIVE 0.571 RATIO		View Diagram
- 7W1340	10	1	I		MOUNTING GP - ALTERNATOR		View Diagram
- 9Y3052	05	1	I		REGULATOR GP		View Diagram
- 9Y9812	05	1	I		CARBURETOR GP-LOW PR GAS		View Diagram
- 9Y9840	02	1	I		CONVERSION GP - GOVERNOR		View Diagram
- 1213890	07	1	I		CONTROL GP-B		View Diagram
- 1413204	01	1	I		ACTUATOR GP		View Diagram
- 1435866	02	1	I		FASTENER GP.		View Diagram
- 1457273	06	1	I		LINES GP - DRAIN		View Diagram
- 1461860	01	1	I		SWITCH GROUP		View Diagram
- 1466771	01	1	I		PUMP GROUP-AUX		View Diagram
- 1466784	02	1	I		LINES GROUP-WATER		View Diagram
- 1489648	03	1	I		TURBOCHARGER GP		View Diagram
- 1489649	02	1	I		LINES GP - WATER		View Diagram
- 1489650	03	1	I		LINES GP-TURBO OIL		View Diagram
- 1489651	01	1	I		LINES GP - AIR		View Diagram
- 1540161	05	1	I		BYPASS GP-EXH		View Diagram
- 1694450	05	1	I		HARNES ASSEMBLY-WIRING AC		View Diagram
- 1919374	02	1	I		DRIVE GP - GOV		View Diagram
- 1930988	02	1	I		WIRING GROUP		View Diagram

- 1930998	04	1	I	IGNITION GROUP		View Diagram
- 1955008	02	1	I	WIRING GP. ELECTRIC START		View Diagram
- 2054110	03	1	I	CONTROL GP. GOVERNOR		View Diagram
- 2057786	02	1	I	RADIATOR GP. 15 SQ FT(60/40)		View Diagram
- 2057860	10	1	I	FILM GP - 17 DIGIT PIN		View Diagram
- 2065551	01	1	I	WIRING GP.		View Diagram
- 2080948	05	1	I	SENSOR GP - COOLANT LEVEL		View Diagram
- 2085385	01	1	I	MOUNTING GROUP CONT		View Diagram
- 2087865	05	1	I	FILM GROUP		View Diagram
- 2114683	02	1	I	LINES GROUP-DRAIN(COOLANT)(15)		View Diagram
- 2121453	01	1	I	VALVE GP-SOL(GSOV)		View Diagram
- 2145820	04	1	I	BASE GROUP		View Diagram
- 2151264	02	1	I	SUPPORT GROUP-BATTERY		View Diagram
- 2173461	00	1	I	DISPOSAL GP FUMES		View Diagram
- 2233484	01	1	I	WIRING GP - ALT.		View Diagram
- 2281042	00	1	I	CAP GROUP-AIR CLEANER		View Diagram
- 2374144	00	1	I	LINES GP-DRAIN		View Diagram
- 2087482	00	1	I	TEST - GEN ELE SYS LE		View Diagram
- 2507557	04	1	I	CLEANER GROUP		View Diagram
- 2830781	00	80	I	OIL-BULK-1 LITER: DO NOT DRAIN		View Diagram
- 2W7846	03	1	S	FLEXIBLE FITTING	Drawing...	View Diagram
- 3393774	00	90	I	COOLANT-BULK		View Diagram
- 3L0436		1	I	ENGINE TEST		View Diagram
- 3L0462		1	I	TEST- GAS GENSET		View Diagram
- 3533700	01	1	I	ENCLOSURE GP		View Diagram
- 3533709	00	1	I	BOX GP-EXTENSION		View Diagram
- 3533728	02	1	I	GUARD GP. - PULLEY		View Diagram
LE4058	02	1	I	GENERATOR AR SR4B-447F-PM	Drawing...	
- 1938722	00	1	I	GENERATOR AR. SR4B 447F,PM		View Diagram
LE4069	03	1	I	GENERATOR REMOVAL FOR G3406 PA		
3571662	01	1	I	CERTIFICATION GP (EU)		View Diagram
3216970	01	1	S	FILTER AS	Drawing...	View Diagram
LE4084	03	1	I	EMCP 2+ FOR G3400 DISN PACKAGE	Drawing...	
- 1716833	07	1	I	RELAY GP		View Diagram
- 2046802	03	1	I	PANEL GP. ELEC.		View Diagram
- 1933247	07	1	I	HARNESS AS		View Diagram
LE4119	02	1	I	MOUNTING GP- CONTROL PANEL (LH)	Drawing...	
- 1898891	02	1	I	CABLE GP - ELEC		View Diagram
- 2037164	06	1	I	CONNECTION GP		View Diagram
- 3533717	02	1	I	MTG GP - CONT		View Diagram
CA0846	07	1	I	ENGLISH DISPLAY UNITS		
- 1214713	00	1	I	ENGLISH DISPLAY UNITS		View Diagram
LE6523	03	1	I	TRANSFORMER GP (300:5)	Drawing...	
- 2301349	00	4	I	TRANSFORMER GP (300:5)		View Diagram
CA1789	02	1	I	DUSTPROOF KIT		
- 1847039	03	1	I	DUSTPROOF KIT		View Diagram
CA1624	09	1	I	REGULATOR GP-VOLTAGE-DIGITAL	Drawing...	
- 2474217	07	1	I	REGULATOR GP		View Diagram
- 1127497	03	8	I	END-WIRE		View Diagram
CA2465	02	1	I	REMOVAL AR-1200 AMPS PTS		
LE4135	01	1	I	CIRCUIT BREAKER W/ ST 350 AMP	Drawing...	
- 5N9689		1	I	NOTE-CIRCUIT BREAKER TRIP-350A		View Diagram
- 1708333	07	1	I	MOUNTING GP.-BREAKER		View Diagram

- 1832484	03	1	I	BREAKER GP.-CIRCUIT	View Diagram
- 2126203	05	1	I	COVER GROUP	View Diagram
- 2222331	01	1	I	WIRING GROUP	View Diagram
CA2480	03	1	I	COVER GP-CIRCUIT BREAKER-LEFT	Drawing...
- 5N9696		1	I	NOTE - BOTTOM CABLE ENTRY	View Diagram
- 5N9699		1	I	NOTE- SINGLE BREAKER LEFT	View Diagram
9Y8164		1	I	CONTINUOUS POWER APPLICATION	View Diagram
0V3503		1	I	NSPS NON-AFR SITE COMP CAPABLE	View Diagram
5N9597		1	I	VOLTAGE INDICATOR 480V, 60HZ	View Diagram
0V2788		1	I	END USE: PETRO PRODUCTION/PUMP	View Diagram
CA0974	07	1	I	SHRINK WRAP PROTECTION	
0P1793		1	I	***GEN SET TEST CHG @ 0.8 PF**	View Diagram
GG5295	00	1	I	276 BHP 170 GEN KW 60 HZ CONT	
- 0K7748		1	I	206 BKW (276 BHP) @ 1800 RPM	View Diagram
- 0V3681		1	I	PROCEDURE 300	View Diagram
CA0866	07	1	I	LANGUAGE MARKINGS-ENGLISH	
0V2329		2	I	PRODUCTION CORRECTION	View Diagram
1708400	05	1	I	COVER GP	View Diagram

Ship Loose [Top](#)

14 results found, displaying 1 to 14

Reference Number	Eng Chg	Quantity	ASM	LESS 	Set Type	Description	BreakDown...
SEBP3688		1	S			PTSCD	BreakDown...
SEBU7572		1	S			OMM	BreakDown...
SELF5543		1	S			WARRANTY	BreakDown...
		4	S				BreakDown...
2W7846		1	S			FITTING GP-EXH	BreakDown...
- 3N3015		1	S			ADAPTER AS	BreakDown...
- 5L8484		1	S			GASKET	BreakDown...
- 5P8247		8	S			WASHER-HARD	BreakDown...
- 7X0448		4	S			NUT-FULL	BreakDown...
- 8S9092		4	S			BOLT	BreakDown...
3216970		1	S			FILTER AS	BreakDown...
ESO		1	S			(PRNT ESO COPY)	BreakDown...
6L4502		1	S			PROD MARKING SYS	BreakDown...
- PML		1	S			CHK PM FOR FILMS	BreakDown...

Caterpillar Confidential: **Green**

Content Owner: Commercial Processes Division

Web Master(s): [PSG Web Based Systems Support](#)

Current Date: 9/26/2020, 11:07:58 AM

© Caterpillar Inc. 2020 All Rights Reserved.

[Data Privacy Statement](#).