

## ORDER INVOICE WITH ENGINEERING BREAKDOWN [GZA00267]

**AUGUST 10, 2020**

(GZA00267)-ENGINE (4GN01290)-GENERATOR

For Help Desk Phone Numbers [Click here](#)



### Caution Ordering Parts from TMI Order Invoice with Engineering Breakdown

Order Invoice with Engineering Breakdown information is provided by the orders system, once you click breakdown of a part, TMI pulls the information from the Engineering Data System (EDS).

EDS is not a manufacturing bill of material system but a engineering part in effect system. TMI uses the built date and calls EDS to pull the part in effect at that time.

Recently, TMI added an as manufactured tab. This tab provides the consist as reported from the engine factory. This data is limited but growing for new manufactured engines. To see an example enter "AT400559"

As-Manufactured tab is refreshed with correct data. The history records as well as the current data with wrong details are deleted. From 28th march 2019, TMI is maintaining only current data which possesses correct details.

To validate you are ordering a correct part, TMI encourages you to contact Morton Parts. 800-566-7782 or <https://pscrmwebforms.cat.com/GDSNquickentry.aspx>

The below option will email full breakdown of the serial number

Excel  PDF

FullBreakDown

**Sales Model:**  
3520

**Invoice Number:**01E  
513002

**Dealer:**  
P038

**S.O. Number:**  
MJFNP00

**Invoice Date:** 2014-03-  
14

[Feature Code](#)

[Part Numbers](#)

[Ship Loose](#)


[Help](#)

## Feature Codes [Top](#)

38 results found, displaying 1 to 38



Reference Number	Eng Chg	Quantity	ASM	LESS	Set Type	Reference Drawing	Description
<a href="#">520GE57</a>	F	1	I			<a href="#">Drawing...</a>	G3520C 1800RPM PKG JW90C 57
<a href="#">KWTRD08</a>	F	1	S				KILOWATT TRANSDUCER-2 ELEM 08
<a href="#">NOEUCRT</a>	F	1	I			<a href="#">Drawing...</a>	NO EU CERT REQUEST-SEE DETAILS
<a href="#">EMCMETU</a>	F	1	I				METRIC DISPLAY UNITS
<a href="#">CMOD006</a>	F	1	S				COMMUNICATIONS MODULE PL1000E
<a href="#">EMCEFR1</a>	F	1	I			<a href="#">Drawing...</a>	RELAY GP
<a href="#">LVEXB01</a>	F	1	I			<a href="#">Drawing...</a>	LOW VOLTAGE EXTENSION BOX
<a href="#">RTD0003</a>	F	1	I			<a href="#">Drawing...</a>	BEARING TEMPERATURE RTD 03
<a href="#">JWH0082</a>	F	1	I			<a href="#">Drawing...</a>	JACKET WATER HEATER-480V 60HZ
<a href="#">CLIOC4</a>	F	1	I				INLET/OUTLET CONNECTION
<a href="#">ACLDE02</a>	F	1	S			<a href="#">Drawing...</a>	AIR CLEANER - DUAL ELEMENT 02
<a href="#">SOV2403</a>	F	1	S			<a href="#">Drawing...</a>	SOLENOID VALVE
<a href="#">FULFL13</a>	F	1	S			<a href="#">Drawing...</a>	REMOTE MNT FUEL FLT (<140 KPA)
<a href="#">BTC20A2</a>	F	1	S			<a href="#">Drawing...</a>	BATTERY CHARGER 20 AMP

38 results found, displaying 1 to 38

Reference Number	Eng Chg	Quantity	ASM	LESS 	Set Type	Reference Drawing	Description
<a href="#">EXCEL13</a>	F	1	S			<a href="#">Drawing...</a>	ELBOW, 406 MM (16 IN)
<a href="#">EXCFL10</a>	F	1	S			<a href="#">Drawing...</a>	FLANGE, 406 MM (16 IN)
<a href="#">MUF0030</a>	F	1	S			<a href="#">Drawing...</a>	MUFFLER - 16" MODULAR
<a href="#">OLVLRG4</a>	F	1	I			<a href="#">Drawing...</a>	OIL LEVEL REGULATOR
<a href="#">LUBOIL8</a>	F	1	I				LUBRICATING OIL
<a href="#">NOPLPMP</a>	F	1	I			<a href="#">Drawing...</a>	NO PRELUBE PUMP
<a href="#">FSREG02</a>	F	1				<a href="#">Drawing...</a>	REGULATOR-GAS
<a href="#">OILFUM2</a>	F	1				<a href="#">Drawing...</a>	OIL FUMES-CRANKCASE VENT.SYS.
<a href="#">60H0480</a>	F	1	I			<a href="#">Drawing...</a>	60HZ 480 VOLTS
<a href="#">CONTINU</a>	F	1	I				CONTINUOUS APPLICATION
<a href="#">MSCEC76</a>	F	1	I				MANUFACTURING
<a href="#">MWCODEN</a>	F	1	I				CONTINUOUS (BASE LOAD)
<a href="#">MSEPGGN</a>	F	1	I				GENERAL EPG
<a href="#">LANSPAQ</a>	F	1	I				SPANISH LANGUAGE OPTION
<a href="#">DPX0002</a>	F	1	I				DOMESTIC PACK FOR EXPORT
<a href="#">ACTEMPK</a>	F	1	I				85C/54C TWO STAGE
<a href="#">EMISS12</a>	F	1	I				1.0 G/BHP-HR NOX
<a href="#">JWTEMP1</a>	F	1	I				90C JACKET WATER OUTLET
<a href="#">KWW2050</a>	F	1	I				2050 EKW W/O FAN
<a href="#">NGASFUE</a>	F	1	I				NATURAL GAS FUEL
<a href="#">NSPSNUS</a>	F	1	I				NSPS NON - U.S. GENSET
<a href="#">ISLMODE</a>	F	1	I				ISLAND MODE
<a href="#">5N9999</a>	F	1	I	L			===STANDARD SETTING REQUEST===
<a href="#">LL0833</a>	F	1	I				2882 BHP 2050 GEN KW 60 HZ CON

## Part Numbers [Top](#)

173 results found, displaying 1 to 173

Reference Number	Eng Chg	Quantity	ASM	LESS 	Set Type	Description	Reference Drawing	SIS Part Diagram 
520GE57	F	1	I			G3520C 1800RPM PKG JW90C 57		<a href="#">View Diagram</a>
KWTRD08	F	1	S			KILOWATT TRANSDUCER-2 ELEM 08		
NOEUCRT	F	1	I			NO EU CERT REQUEST-SEE DETAILS		
EMCMETU	F	1	I			METRIC DISPLAY UNITS		
CMOD006	F	1	S			COMMUNICATIONS MODULE PL1000E		
EMCEFR1	F	1	I			RELAY GP		
LVEXB01	F	1	I			LOW VOLTAGE EXTENSION BOX		
RTD0003	F	1	I			BEARING TEMPERATURE RTD 03		
JWH0082	F	1	I			JACKET WATER HEATER-480V 60HZ		
CLIOC4	F	1	I			INLET/OUTLET CONNECTION		
ACLDE02	F	1	S			AIR CLEANER - DUAL ELEMENT 02		
SOV2403	F	1	S			SOLENOID VALVE		
FULFL13	F	1	S			REMOTE MNT FUEL FLT (<140 KPA)		
BTC20A2	F	1	S			BATTERY CHARGER 20 AMP		
EXCEL13	F	1	S			ELBOW, 406 MM (16 IN)		
EXCFL10	F	1	S			FLANGE, 406 MM (16 IN)		
MUF0030	F	1	S			MUFFLER - 16" MODULAR		
OLVLRG4	F	1	I			OIL LEVEL REGULATOR		
LUBOIL8	F	1	I			LUBRICATING OIL		
NOPLPMP	F	1	I			NO PRELUBE PUMP		

FSREG02	F	1			REGULATOR-GAS	
OILFUM2	F	1			OIL FUMES-CRANKCASE VENT.SYS.	
60H0480	F	1	I		60HZ 480 VOLTS	<a href="#">View Diagram</a>
CONTINU	F	1	I		CONTINUOUS APPLICATION	
MSCEC76	F	1	I		MANUFACTURING	
MWCODEN	F	1	I		CONTINUOUS (BASE LOAD)	
MSEPGGN	F	1	I		GENERAL EPG	
LANSPA0	F	1	I		SPANISH LANGUAGE OPTION	
DPX0002	F	1	I		DOMESTIC PACK FOR EXPORT	
ACTEMPK	F	1	I		85C/54C TWO STAGE	
EMISS12	F	1	I		1.0 G/BHP-HR NOX	
JWTEMP1	F	1	I		90C JACKET WATER OUTLET	
KWW2050	F	1	I		2050 EKW W/O FAN	
NGASFUE	F	1	I		NATURAL GAS FUEL	
NSPSNUS	F	1	I		NSPS NON - U.S. GENSET	
ISLMODE	F	1	I		ISLAND MODE	
5N9999	F	1	I	L	===STANDARD SETTING REQUEST===	<a href="#">View Diagram</a>
LL0833	F	1	I		2882 BHP 2050 GEN KW 60 HZ CON	
LA4215	11	1	I		G3520C 1800RPM ISLAND MODE	<a href="#">Drawing...</a>
3289000	00	1	I		ENGINE AR-GENSET	<a href="#">View Diagram</a>
2937896	03	1	I		TURBO GP	<a href="#">View Diagram</a>
2937530	03	1	I		LINES GP - FUEL	<a href="#">View Diagram</a>
2937379	03	1	I		ELBOW GP-AIR INLET	<a href="#">View Diagram</a>
2937636	03	1	I		LINES GP - AIR	<a href="#">View Diagram</a>
2758194	07	1	I		CONTROL GP	<a href="#">View Diagram</a>
2758193	02	1	I		MOUNTING GP	<a href="#">View Diagram</a>
2817706	03	1	I		WIRING GP 50HZ	<a href="#">View Diagram</a>
2746151	03	1	I		WIRING GP 50HZ	<a href="#">View Diagram</a>
2746153	03	1	I		WIRING GP	<a href="#">View Diagram</a>
3103182	02	1	I		IGNITION GP (A MODEL)	<a href="#">View Diagram</a>
- 7E7647	07	1	I		DRIVE GP-ACC	<a href="#">View Diagram</a>
1627463	02	1	I		GUARD GP-DAMPER	<a href="#">View Diagram</a>
1908842	00	1	I		PLUG GROUP	<a href="#">View Diagram</a>
1908843	01	1	I		DRAIN GP	<a href="#">View Diagram</a>
1916517	02	1	I		COVER GP - BLOCK	<a href="#">View Diagram</a>
1916658	01	1	I		MOTOR GP - ELEC	<a href="#">View Diagram</a>
2006405	11	1	I		LINES GROUP - ENGINE OIL	<a href="#">View Diagram</a>
2006406	04	1	I		MANIFOLD GROUP	<a href="#">View Diagram</a>
3179497	03	1	I		LINES GP - WATER	<a href="#">View Diagram</a>
2006448	03	1	I		AFTERCOOLER GP	<a href="#">View Diagram</a>
2006469	07	1	I		LINES GP-WATER (LOWER)	<a href="#">View Diagram</a>
3161663	01	1	I		CAMSHAFT GROUP -S	<a href="#">View Diagram</a>
2046483	05	1	I		COVER GROUP REAR	<a href="#">View Diagram</a>
2050359	05	1	I		LINES GP-WATER(VENT)	<a href="#">View Diagram</a>
	11	1	I		LINES GROUP AIR	<a href="#">View Diagram</a>

2064164						
2064169	20	1	I	MANIFOLD GROUP-EXH		<a href="#">View Diagram</a>
2064180	08	1	I	MOUNTING GROUP FUEL		<a href="#">View Diagram</a>
2093427	12	1	I	FILTER GP-OIL		<a href="#">View Diagram</a>
2098232	11	1	I	PUMP GP-WATER		<a href="#">View Diagram</a>
2111074	04	1	I	BREATHER GROUP		<a href="#">View Diagram</a>
2218452	01	1	I	PISTON GP.		<a href="#">View Diagram</a>
2550619	00	1	I	GAGE GROUP - OIL		<a href="#">View Diagram</a>
2273185	01	1	I	SHIELD GROUP EXHAUST		<a href="#">View Diagram</a>
2407976	02	1	I	COVER GROUP FRONT		<a href="#">View Diagram</a>
2781349	02	1	I	GEAR GP - FRONT		<a href="#">View Diagram</a>
2878181	09	1	I	LINES GP-WATER		<a href="#">View Diagram</a>
3053760	02	1	I	DAMPER GP		<a href="#">View Diagram</a>
2W8772	04	1	I	FLYWHEEL GP		<a href="#">View Diagram</a>
2855293	01	1	I	PLUG GP		<a href="#">View Diagram</a>
3505665	00	1	I	SHIELD GP		<a href="#">View Diagram</a>
3331464	00	1	I	SHIELD GROUP - MANIFOLD		<a href="#">View Diagram</a>
3687968	03	1	I	SENSOR GP-MTG		<a href="#">View Diagram</a>
4179682	00	1	I	REGULATOR GP-HSG		<a href="#">View Diagram</a>
LA4991	07	1	I	G3520C 60HZ LOW VOLT GEN	<a href="#">Drawing...</a>	
1441828	03	1	I	GEN AR-SR4B-827-PM-FW-4P-2B		<a href="#">View Diagram</a>
- 3L0456	1	1	I	PROCEDURE - DVR PROG AND TEST		<a href="#">View Diagram</a>
- 3L0462	1	1	I	TEST- GAS GENSET		<a href="#">View Diagram</a>
- 3L0467	1	1	I	TWO BEARING GEN ALIGNMENT-3500		<a href="#">View Diagram</a>
- 3N7056	00	2	S	BATTERY RACK		<a href="#">View Diagram</a>
- 3N8594	06	4	I	COVER GP-ENG/GEN LIFT EYE		<a href="#">View Diagram</a>
- 5N7562	00	1	I	NOTE-CONTROL PANEL MTG (REAR)		<a href="#">View Diagram</a>
- 7L7871	09	2	S	24 VOLT BATTERY SET - DRY		<a href="#">View Diagram</a>
7W0825	03	2	S	BATTERY CABLES		<a href="#">View Diagram</a>
- 9Y8220	02	1	S	INDICATOR GP		<a href="#">View Diagram</a>
1044704	06	1	I	MTG GP - CONTROL PNL (EMCP II)		<a href="#">View Diagram</a>
1216202	10	1	I	REGULATOR GP		<a href="#">View Diagram</a>
1218855	07	1	I	CONNECTION GP		<a href="#">View Diagram</a>
1219640	06	1	I	CONNECTION GP - INTERCONNECT		<a href="#">View Diagram</a>
3573045	02	1	I	BOX GP-BASIC	<a href="#">Drawing...</a>	<a href="#">View Diagram</a>
1449056	03	1	I	TRANSFORMER-CURRENT		<a href="#">View Diagram</a>
1543477	03	1	I	TRANSFORMER GP		<a href="#">View Diagram</a>
1981905	00	1	I	PAINT - FINISH		<a href="#">View Diagram</a>
2087482	00	1	I	TEST - GEN ELE SYS LE		<a href="#">View Diagram</a>
2203435	00	1	S	MOUNTING GP - ISOLATOR	<a href="#">Drawing...</a>	<a href="#">View Diagram</a>
	00	1	I	SPACE HEATER RELAY	<a href="#">Drawing...</a>	<a href="#">View Diagram</a>

2210752							
2295706	05	1	I	SENSOR GP-ENGINE			<a href="#">View Diagram</a>
2324878	01	1	I	BATTERY DISCONNECT SWITCH			<a href="#">View Diagram</a>
2406833	01	1	I	HARNESS AS (EMCP II LOW VOLTAGE)			<a href="#">View Diagram</a>
2413378	03	1	I	WIRING GP (CBDVR +EMCP II)			<a href="#">View Diagram</a>
2470305	06	1	I	INSTALLATION AR-COUPLING			<a href="#">View Diagram</a>
3171012	03	1	I	PANEL AS			<a href="#">View Diagram</a>
2057860	10	1	I	FILM GP - 17 DIGIT PIN			<a href="#">View Diagram</a>
4223642	01	1	I	RAIL GP			<a href="#">View Diagram</a>
4218926	00	1	S	KIT - LITERATURE	<a href="#">Drawing...</a>		<a href="#">View Diagram</a>
LA5053	02	1	I	2E 0-10V 60HZ KW TRANSDUCER			
3118558	01	1	S	DIAGRAM - WIRING			<a href="#">View Diagram</a>
3184878	03	1	I	HARNESS AS			<a href="#">View Diagram</a>
2120221	03	1	I	CONNECTION GP - G			<a href="#">View Diagram</a>
2120229	08	1	I	HARNESS AS.			<a href="#">View Diagram</a>
3249183	00	1	S	TRANSDUCER - WATT			<a href="#">View Diagram</a>
3571662	02	1	I	CERTIFICATION GP			<a href="#">View Diagram</a>
1214714	00	1	I	METRIC DISPLAY UNITS			<a href="#">View Diagram</a>
3209979	01	1	S	CONT GP-B			<a href="#">View Diagram</a>
1341157	01	1	I	ENGINE FAILURE RELAY			<a href="#">View Diagram</a>
3612453	00	1	I	CONVERSION GP-S (LVEB) (EC)	<a href="#">Drawing...</a>		<a href="#">View Diagram</a>
LE0615	00	1	I	BEARING TEMPERATURE RTD			
1414160	00	1	I	BEARING TEMPERATURE RTD			<a href="#">View Diagram</a>
GP1866	00	1	I	G3520 JACKET WATER HEATER (60H)	<a href="#">Drawing...</a>		
2292243	10	1	I	COVER GP			<a href="#">View Diagram</a>
4168323	00	1	I	MTG GP - JW HEATER			<a href="#">View Diagram</a>
4186532	01	1	I	CONNECTION GROUP - H			<a href="#">View Diagram</a>
3601667	01	1	I	HEATER GP-JW			<a href="#">View Diagram</a>
LA3766	01	1	I	G3520C RH JW CONNECTION			
2090838	07	1	I	CONNECTION GP-RH			<a href="#">View Diagram</a>
LA3771	03	1	I	INTAKE AIR FILTERS	<a href="#">Drawing...</a>		
1638762	00	1	S	CLEANER GP. - AIR	<a href="#">Drawing...</a>		<a href="#">View Diagram</a>
LA3782	00	1	I	G3520C FUEL REGULATOR	<a href="#">Drawing...</a>		
2102007	04	1	S	REGULATOR GP			<a href="#">View Diagram</a>
LA3784	00	1	I	FUEL SHUTOFF VALVE FOR G3520C	<a href="#">Drawing...</a>		
- 9Y6992	06	1	S	VALVE GP	<a href="#">Drawing...</a>		<a href="#">View Diagram</a>
3216971	01	1	S	FILTER AS	<a href="#">Drawing...</a>		<a href="#">View Diagram</a>
2860177	00	1	S	CHARGER-BATTERY	<a href="#">Drawing...</a>		<a href="#">View Diagram</a>
LA5867	00	1	I	CHARGING ALTERNATOR 60 AMP	<a href="#">Drawing...</a>		
3528844	05	1	I	GUARD GP			<a href="#">View Diagram</a>
3528947	02	1	I	MOUNTING GP			<a href="#">View Diagram</a>
2168354	01	1	I	WIRING GP			<a href="#">View Diagram</a>
	05	1	I	ALTERNATOR GP -B	<a href="#">Drawing...</a>		<a href="#">View Diagram</a>


3331184	-						
1718947	05	1	I	DRIVE GP-ACC (UPPER LH)		<a href="#">View Diagram</a>	
LE0138	00	1	I	FITTING ARRANGEMENT - EXHAUST	<a href="#">Drawing...</a>		
1114986	02	1	S	ELBOW, 406 MM (16 IN)	<a href="#">Drawing...</a>	<a href="#">View Diagram</a>	
LE0143	00	1	I	406MM (16 INCH) FLANGE GP	<a href="#">Drawing...</a>		
1036668	03	3	S	FLANGE	<a href="#">Drawing...</a>	<a href="#">View Diagram</a>	
LE2002	01	1	I	MUFFLER GP - SIZE 16" MODULAR	<a href="#">Drawing...</a>		
1108066	08	1	S	MUFFLER 16"		<a href="#">View Diagram</a>	
LA4218	02	1	I	REGULATOR GP-OIL LEVEL	<a href="#">Drawing...</a>		
2666608	01	1	I	REGULATOR GP		<a href="#">View Diagram</a>	
LA3769	00	1	I	FILTER GP - FUMES (PCV)	<a href="#">Drawing...</a>		
2003057	00	1	S	LINES GROUP-POS CRANKCASE VENT		<a href="#">View Diagram</a>	
LA5041	00	1	I	OIL-BULK-1 LITER:DO NOT DRAIN			
2830781	00	541	I	OIL-BULK-1 LITER: DO NOT DRAIN		<a href="#">View Diagram</a>	
LA5521	00	1	I	G3520C NO PRELUBE COVER GP	<a href="#">Drawing...</a>		
2146106	05	1	I	PLUG GP	<a href="#">Drawing...</a>	<a href="#">View Diagram</a>	
3289802	03	1	I	LINES GP-WATER		<a href="#">View Diagram</a>	
5N9597		1	I	VOLTAGE INDICATOR 480V, 60HZ		<a href="#">View Diagram</a>	
9Y8164		1	I	CONTINUOUS POWER APPLICATION		<a href="#">View Diagram</a>	
0V1065		1	I	END USE: GENERAL EPG		<a href="#">View Diagram</a>	
CA0873	06	1	I	LANGUAGE MARKINGS-SPANISH			
- 0P7880		1	I	SPANISH DECAL		<a href="#">View Diagram</a>	
- 5N6957	01	1	S	LITERATURE - SPANISH		<a href="#">View Diagram</a>	
0P1914		1	I	DOMESTIC PACK FOR EXPORT		<a href="#">View Diagram</a>	
LL0833	00	1	I	2882 BHP 2050 GEN KW 60 HZ CON			
3705022		1	I	2149 BKW (2882 BHP) @ 1800 RPM		<a href="#">View Diagram</a>	
- 0V3682		1	I	PROCEDURE 400		<a href="#">View Diagram</a>	

### Ship Loose [Top](#)

74 results found, displaying 1 to 74

Reference Number	Eng Chg	Quantity	ASM	LESS 	Set Type	Description	BreakDown...
		1	S			PVA 000\00000000	<a href="#">BreakDown...</a>
3N7056		1	S			SUPPORT GP-BAT	<a href="#">BreakDown...</a>
- 3N7054		2	S			SUPPORT AS-BAT	<a href="#">BreakDown...</a>
- 3N7055		2	S			BOARD	<a href="#">BreakDown...</a>
5N6957		1	S			LITERATURE GP	<a href="#">BreakDown...</a>
- 7F3400		1	S			BAG-POLYETHYLENE	<a href="#">BreakDown...</a>
7L7871		1	S			BATTERY GP -B	<a href="#">BreakDown...</a>
- 2V7397		2	S			CABLE AS	<a href="#">BreakDown...</a>
- 8L8413		4	S			STRAP-CABLE	<a href="#">BreakDown...</a>
- 9G0003		2	S			COVER-TERMINAL	<a href="#">BreakDown...</a>
- 9G0004		2	S			COVER-TERMINAL	<a href="#">BreakDown...</a>
- 9X9720		4	S			BATTERY-12 V	<a href="#">BreakDown...</a>
7W0825		1	S			CABLE GP-ELEC	<a href="#">BreakDown...</a>
- 3V6785		2	S			CABLE AS	<a href="#">BreakDown...</a>

74 results found, displaying 1 to 74

Reference Number	Eng Chg	Quantity	ASM	LESS 	Set Type	Description	BreakDown...
- 8N0869		2	S			COVER-TERMINAL	<a href="#">BreakDown...</a>
- 8N1725		2	S			COVER-TERMINAL	<a href="#">BreakDown...</a>
- 8W3083		2	S			CABLE AS	<a href="#">BreakDown...</a>
9Y6992		1	S			VALVE GP-SOL	<a href="#">BreakDown...</a>
9Y8220		1	S			INDICATOR GP -E	<a href="#">BreakDown...</a>
- 3B6552		1	S			ELBOW-PIPE	<a href="#">BreakDown...</a>
- 5L3233		1	S			FITTING-SAFETY	<a href="#">BreakDown...</a>
- 9Y8869		1	S			INDICATOR	<a href="#">BreakDown...</a>
1036668		1	S			FLANGE GP-EXH	<a href="#">BreakDown...</a>
- 2J3506		48	S			NUT-FULL	<a href="#">BreakDown...</a>
- 5P8248		96	S			WASHER-HARD	<a href="#">BreakDown...</a>
- 9X8887		48	S			BOLT-HEX HEAD	<a href="#">BreakDown...</a>
- 1336479		3	S			FLANGE	<a href="#">BreakDown...</a>
- 1336480		3	S			GASKET	<a href="#">BreakDown...</a>
1108066		1	S			MUFFLER	<a href="#">BreakDown...</a>
1114986		1	S			ELBOW-EXHAUST	<a href="#">BreakDown...</a>
1218855		1	S			CONNECTION GP -G	<a href="#">BreakDown...</a>
- 1716721		1	S			PARTS KIT	<a href="#">BreakDown...</a>
1441828		1	S			GENERATOR AR-PWR	<a href="#">BreakDown...</a>
- 1716719		1	S			PARTS KIT	<a href="#">BreakDown...</a>
1638762		1	S			CLEANER GP-AIR-A	<a href="#">BreakDown...</a>
- 3B7725		2	S			CAP-PIPE	<a href="#">BreakDown...</a>
- 4W3637		1	S			HOSE	<a href="#">BreakDown...</a>
- 1168535		8	S			CLAMP-BAND	<a href="#">BreakDown...</a>
- 1417959		1	S			CLEANER GP-AIR-B	<a href="#">BreakDown...</a>
2003057		1	S			LINES GP-PCV	<a href="#">BreakDown...</a>
- 0S1594		2	S			BOLT	<a href="#">BreakDown...</a>
- 1S0178		1	S			CONNECTOR-HOSE	<a href="#">BreakDown...</a>
- 1V7753		1	S			SPACER	<a href="#">BreakDown...</a>
- 5K3294		1	S			CLIP	<a href="#">BreakDown...</a>
- 5M2894		2	S			WASHER-HARD	<a href="#">BreakDown...</a>
- 5P1505		750	S			HOSE-BULK	<a href="#">BreakDown...</a>
- 5P4961		2	S			CLAMP-HOSE	<a href="#">BreakDown...</a>
- 5P8245		2	S			WASHER-HARD	<a href="#">BreakDown...</a>
- 9L1480		1	S			GASKET	<a href="#">BreakDown...</a>
- 9S1366		1	S			BOLT	<a href="#">BreakDown...</a>
- 1912304		1	S			FILTER GP-FUMES	<a href="#">BreakDown...</a>
- 1991011		1	S			TUBE AS-DRAIN	<a href="#">BreakDown...</a>
2102007		1	S			REGULATOR GP -A	<a href="#">BreakDown...</a>
2203435		1	S			MTG GP-ISOLATORS	<a href="#">BreakDown...</a>
- 8T4994		10	S			WASHER-HARD	<a href="#">BreakDown...</a>
- 1785048		10	S			ISOLATOR AS	<a href="#">BreakDown...</a>
2860177		1	S			CHARGER-BATTERY	<a href="#">BreakDown...</a>
3118558		1	S			*PRT-DIAGRAM-WIR	<a href="#">BreakDown...</a>
3209979		1	S			CONT GP -B	<a href="#">BreakDown...</a>
- 3E9865		4	S			LOCKNUT	<a href="#">BreakDown...</a>
- 3S2093		10	S			STRAP-CABLE	<a href="#">BreakDown...</a>
- 8C5608		4	S			SPACER	<a href="#">BreakDown...</a>
- 8L8413		10	S			STRAP-CABLE	<a href="#">BreakDown...</a>
- 9X6165		4	S			WASHER	<a href="#">BreakDown...</a>
- 9X6772		4	S			STRAP-CABLE	<a href="#">BreakDown...</a>
- 9X9896		4	S			MOUNT	<a href="#">BreakDown...</a>
- 2286559		1	S			CABLE-GREY9 RJ45	<a href="#">BreakDown...</a>
- 2567512		1	S			CONTROL GP-ELEK	<a href="#">BreakDown...</a>

74 results found, displaying 1 to 74

Reference Number	Eng Chg	Quantity	ASM	LESS 	Set Type	Description	BreakDown...
- 2760785		1	S			HARNES AS	<a href="#">BreakDown...</a>
3216971		1	S			FILTER AS	<a href="#">BreakDown...</a>
3249183		1	S			TRANSDUCER-WATT	<a href="#">BreakDown...</a>
ESO		1	S			(PRNT ESO COPY)	<a href="#">BreakDown...</a>
6L4502		1	S			PROD MARKING SYS	<a href="#">BreakDown...</a>
- PML		1	S			CHK PM FOR FILMS	<a href="#">BreakDown...</a>

---

Caterpillar Confidential: **Green**

Content Owner: Commercial Processes Division

Web Master(s): [PSG Web Based Systems Support](#)

Current Date: 8/10/2020 10:07:59 AM

© Caterpillar Inc. 2020 All Rights Reserved.

[Data Privacy Statement](#).