

6

5

4

3

2

1

TABLE OF CONTENTS

Installation	Page	Description	
0625_5205	1	TABLE OF CONTENTS	04/02/08
0625_5205	2	DMC EQUIPMENT LOCATION	04/02/08
0625_5205	3	NETWORK DIAGRAM	04/02/08
0625_5205	4	DMC, DC POWER AND E-STOP CIRCUITS	04/02/08
0625_5205	5	GENSET-DMC PLUG & TB-11-1	04/02/08
0625_5205	6	GENSET-DMC PLUG & TB-11-2	04/02/08
0625_5205	7	GENSET-DMC PLUG & TB-11-3	04/02/08
0625_5205	8	GENSET-DMC PLUG & TB-11-4	04/02/08
0625_5205	9	GENSET-DMC PLUG & TB-11-5	04/02/08
0625_5205	10	GENSET-DMC PLUG & TB-11-6	04/02/08
0625_5205	11	GENSET-DMC PLUG & TB-11-7	04/02/08
0625_5205	12	GENSET-DMC PLUG & TB-11-8	04/02/08
0625_5205	13	GENSET-DMC PLUG & TB-11-9	04/02/08
0625_5205	14	GENSET-DMC PLUG & TB-11-10	04/02/08
0625_5205	15	GENSET-DMC PLUG & TB-11-11	04/02/08
0625_5205	16	GENSET-DMC PLUG & TB-11-12	04/02/08
0625_5205	17	GENSET-DMC COMM1, COMM2 PLUGS	04/02/08
0625_5205	18	BREAKER STATUS AND DIGITAL INPUT CIRCUITS (GENS 1-6)	04/02/08
0625_5205	19	BREAKER STATUS AND DIGITAL INPUT CIRCUITS (GENS 1-6)	04/02/08
0625_5205	20	DIGITAL OUTPUT CIRCUITS (GENS 1-6)	04/02/08
0625_5205	21	BREAKER STATUS AND DIGITAL INPUT CIRCUITS (GENS 7-12)	04/02/08
0625_5205	22	BREAKER STATUS AND DIGITAL INPUT CIRCUITS (GENS 7-12)	04/02/08
0625_5205	23	DIGITAL OUTPUT CIRCUITS (GENS 7-12)	04/02/08
0625_5205	24	ADM MOMENTUM IO (GENS 1-6)	04/02/08
0625_5205	25	ADM MOMENTUM IO (GENS 7-12)	04/02/08
0625_5205	26	FEEDERS 1-8 CONTROL	04/02/08
0625_5205	27	FEEDERS 1-8 STATUS	04/02/08
0625_5205	28	FEEDERS 9-16 CONTROL	04/02/08
0625_5205	29	FEEDERS 9-16 STATUS	04/02/08
0625_5205	30	UPPER RH SIDE PANEL LAYOUT	04/02/08
0625_5205	31	LOWER RH DMC SIDE, FRONT VIEW	04/02/08
0625_5205	32	UPPER REAR PANEL LAYOUT	04/02/08
0625_5205	33	LOWER REAR PANEL LAYOUT	04/02/08
0625_5205	34	UPPER LH SIDE PANEL LAYOUT	04/02/08
0625_5205	35	LOWER LH DMC SIDE, FRONT VIEW	04/02/08
0625_5205	36	DMC LOWER DOOR	04/02/08

6


3

2

1

ECO NO.	LTR	NO.	REVISION	ZONE	DR	CHKR	APPROVED	DATE	ECO NO.	LTR	NO.	REVISION	ZONE	DR	CHKR	APPROVED	DATE
									FRD34332	A	-	PRODUCTION RELEASE, AS-BUILT	-	HO	SP	HO	08/13/08

PROJECT:
I-BEAR
TABLE OF CONTENTS
DISTRIBUTOR:
CUMMINS GOVERNMENT SALES

DO NOT SCALE PRINT		SW TO	PART NO.	DWG SIZE	DESCRIPTION OF MATERIAL	REF DES.	
COPIED FROM	NAME	DR	H. OBEID	DATE	04/02/08	 CUMMINS POWER GENERATION <small>1400 75th AVE. NE MINNEAPOLIS, MN 55412</small>	
THREE ANGLE PROJECTION	CHKR	S. PRATER	04/02/08	DATE	04/02/08		
ANG TOL	APPROVED	H. OBEID	04/02/08	DATE	04/02/08		
DRAWN TO SCALE OF		FOR INTERPRETATION OF DIMENSIONING AND TOLERANCING, SEE ANSI Y14.5M-1982		MODEL FIRST USED ON	PCIL2006R-653F	SITE CODE	PGA
AUTOCAD DWG				DWG NO.	0625-5205	SHEET	1 of 36

D

D

C


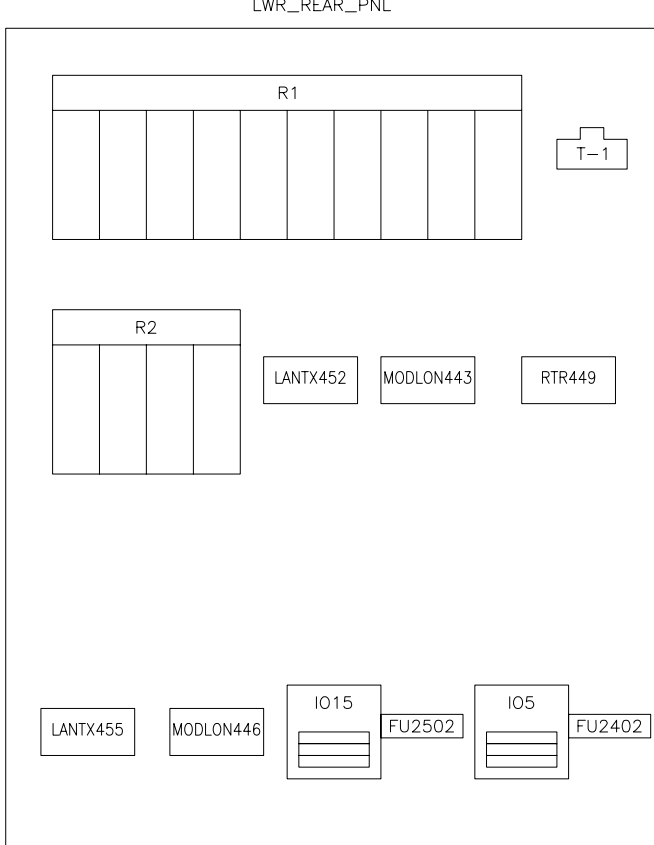

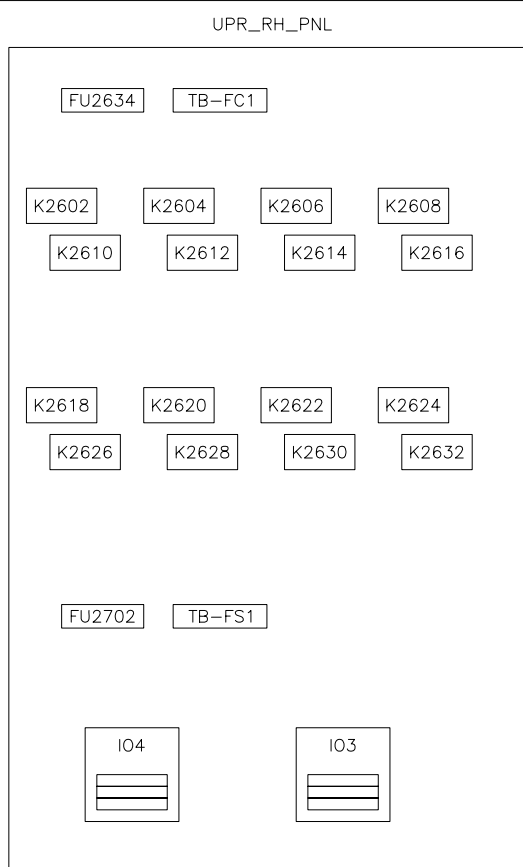
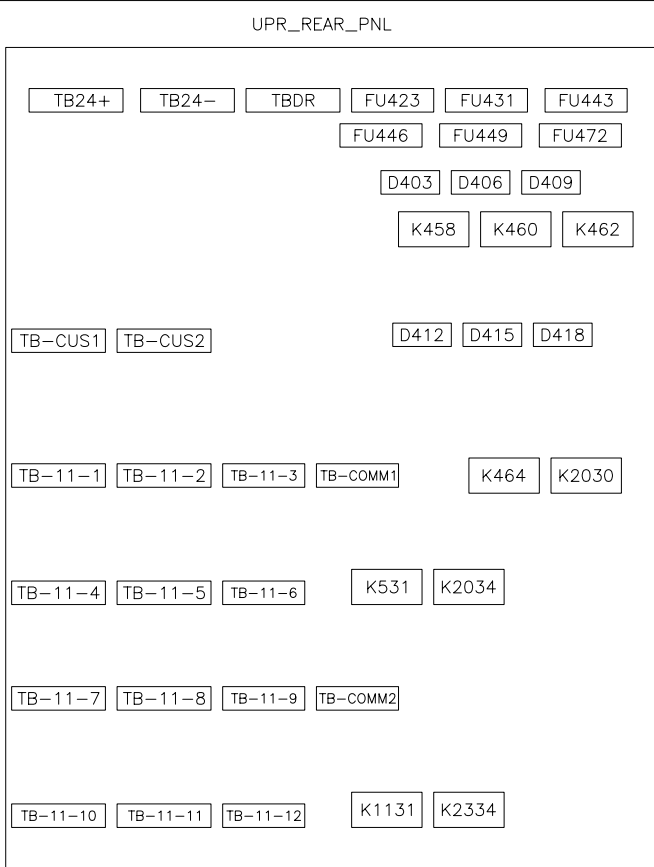
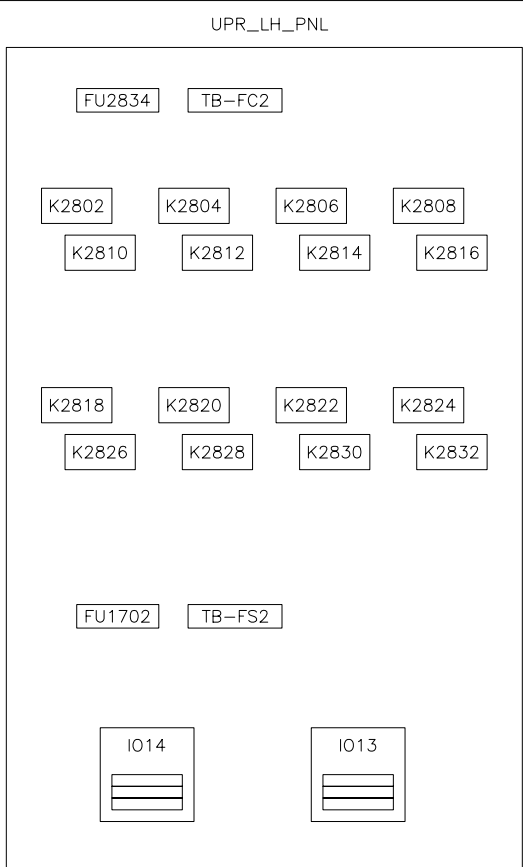
C

B

B

A

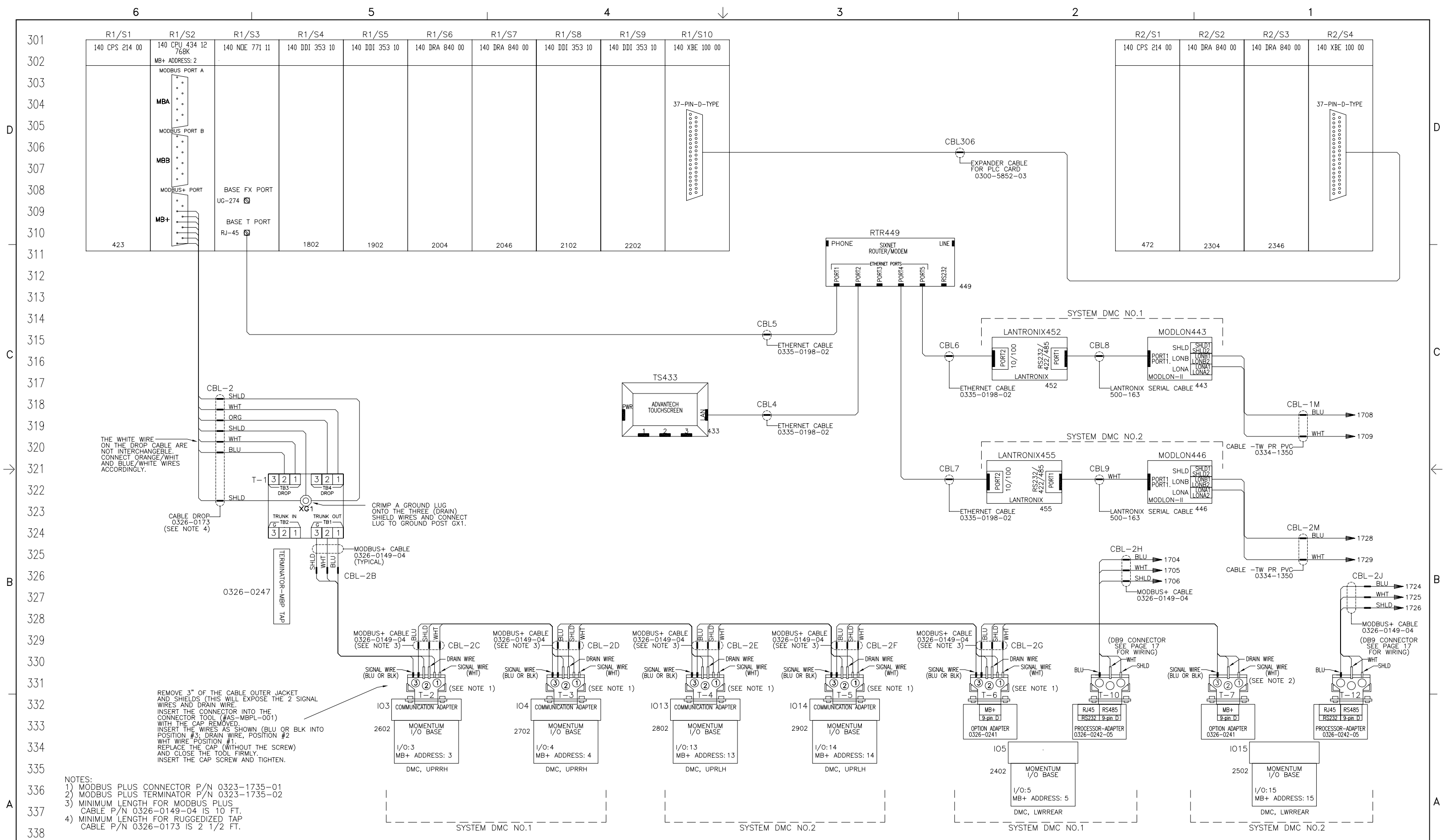
A



ECO NO.	LTR	NO.	REVISION	ZONE	DR	CHKR	APPROVED	DATE
FRD34332	A	-	PRODUCTION RELEASE, AS-BUILT	-	HO	SP	HO	08/13/08

PROJECT:
I-BEAR
DMC EQUIPMENT LOCATION
DISTRIBUTOR:
CUMMINS GOVERNMENT SALES

DO NOT SCALE PRINT		SW TO	PART NO.	DWG SIZE	DESCRIPTION OF MATERIAL	REF DES.
COPIED FROM		NAME	H. OBEID	DATE	04/02/08	<p>CUMMINS POWER GENERATION 1400 75th AVE. NE MINNEAPOLIS, MN 55432</p>
THREE ANGLE PROJECTION		CHGR	S. PRATER	DATE	04/02/08	
ANG TOL		APPROVED	H. OBEID	DATE	04/02/08	
DRAWN TO SCALE OF		FOR INTERPRETATION OF DIMENSIONING AND TOLERANCING, SEE ANSII Y14.5M-1982		MODEL FIRST USED ON	PCIL2006R-653F	SITE CODE
AUTOCAD DWG		PGA		DWG NO.	0625-5205	SHEET
					2*36	DWG STD
						D



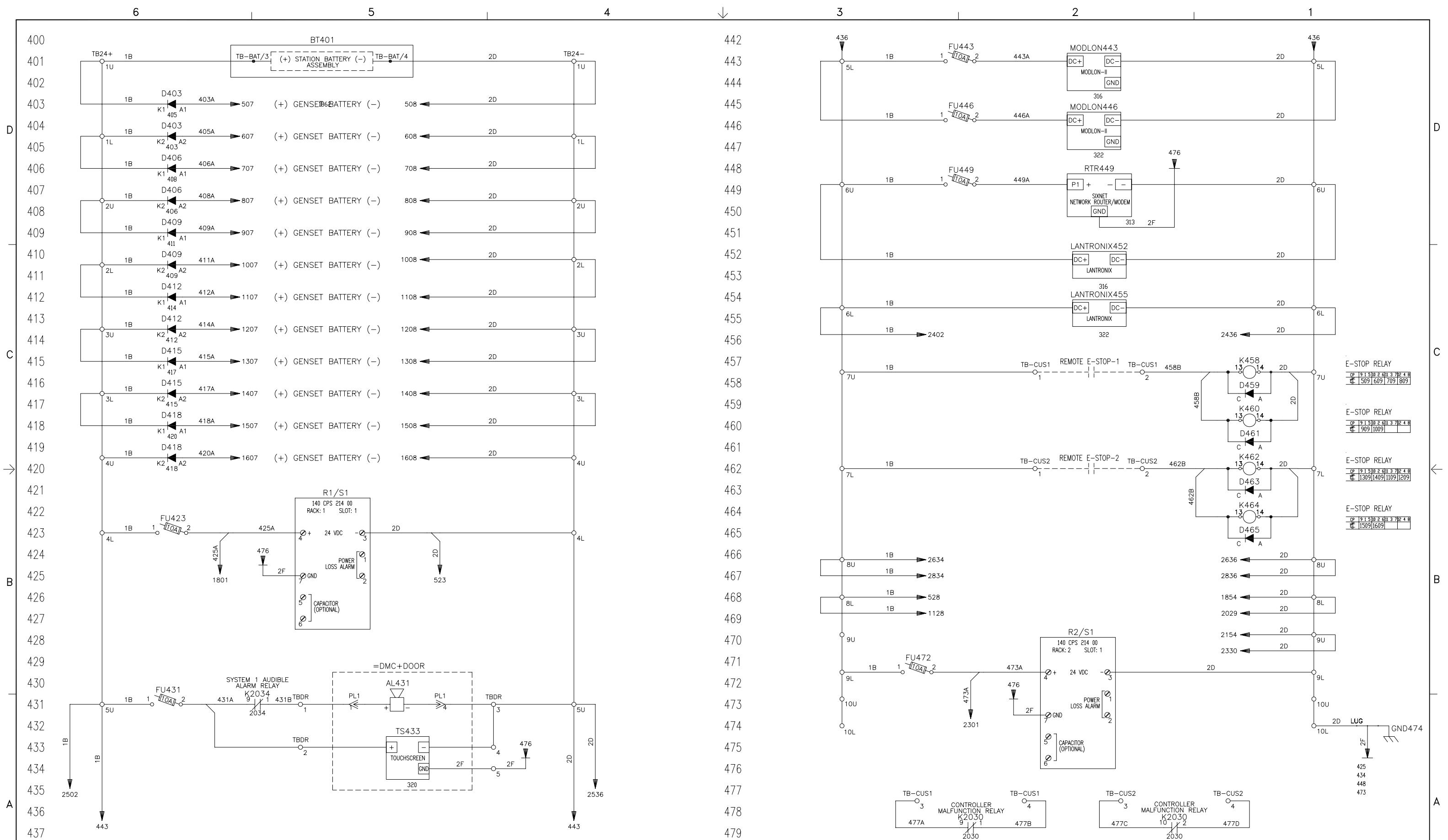
ECO NO.	LTR	NO.	REVISION	ZONE	DR	CHKR	APPROVED	DATE

ECO NO.	LTR	NO.	REVISION	ZONE	DR	CHKR	APPROVED	DATE

PROJECT:
I-BEAR
NETWORK DIAGRAM
DISTRIBUTOR:
CUMMINS GOVERNMENT SALES

FRD34332 A - PRODUCTION RELEASE, AS-BUILT - HO SP HO 08/13/08

DO NOT SCALE PRINT		SW TO	PART NO.	DWG SIZE	DESCRIPTION OF MATERIAL	REF DES.
COPIED FROM		NAME	DATE	CUMMINS POWER GENERATION		
THREE ANGLE PROJECTION		DR	04/02/08	1400 75th AVE. S.W. MINNEAPOLIS, MN 55412		
ANG. TOL.		CHGR MFG	04/02/08	TITLE SCHEMATIC-SWITCHGEAR		
DRAWING TO SCALE OF		APPROVED	04/02/08	SITE CODE		
AUTOCAD DWG		FOR INTERPRETATION MODEL FIRST USED ON		DWG NO. 0625-5205		
		ANSI: Y14.5M-1982		SHEET 3*36		
		PCIL2006R-653F		DWG SIZE D		

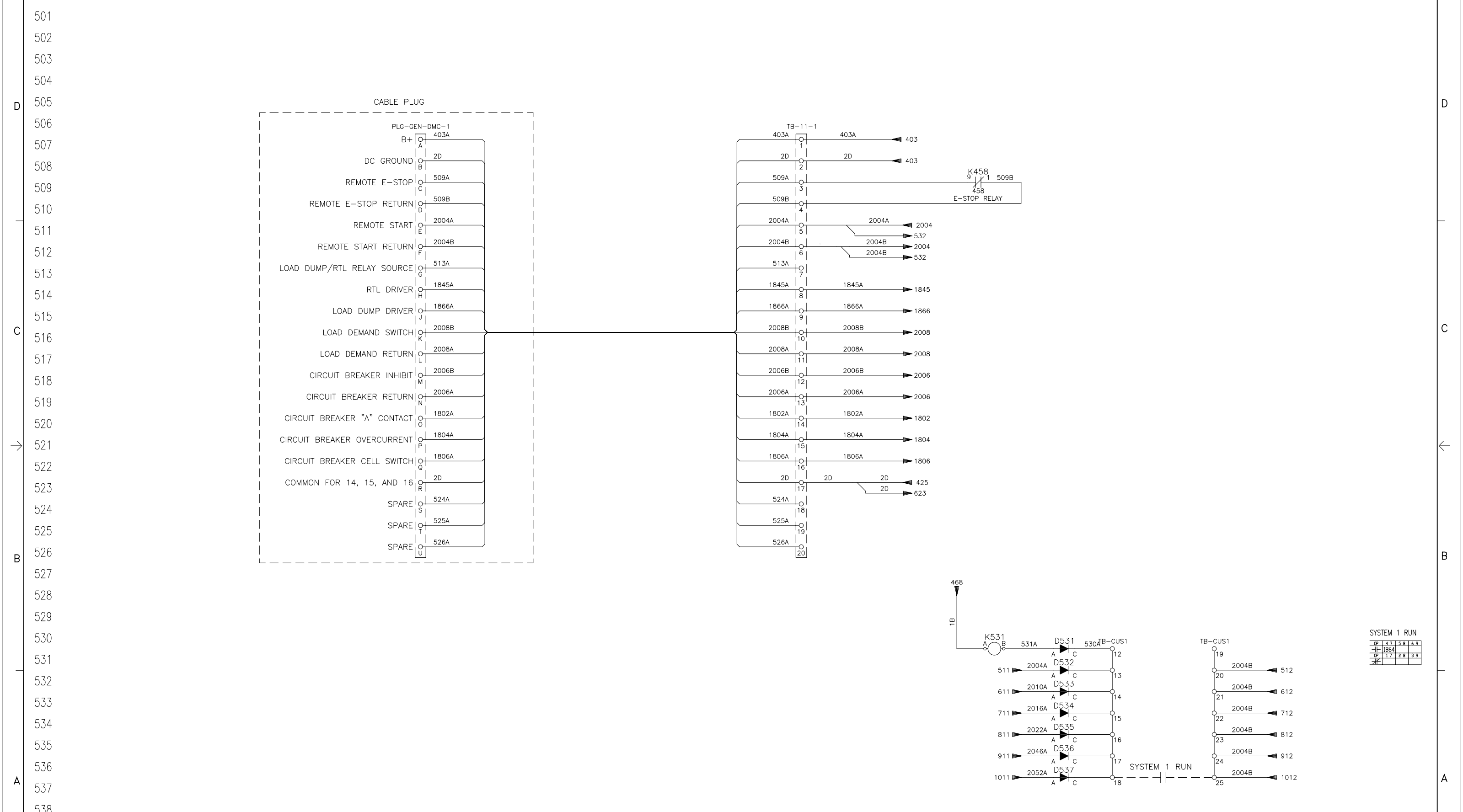


ECO NO.	LTR	NO.	REVISION	ZONE	DR	CHKR	APPROVED	DATE

ECO NO.	LTR	NO.	REVISION	ZONE	DR	CHKR	APPROVED	DATE
FRD34332	A						PRODUCTION RELEASE, AS-BUILT	08/13/08

PROJECT:
 I-BEAR
 DMC, DC POWER AND E-STOP CIRCUITS
 DISTRIBUTOR:
 CUMMINS GOVERNMENT SALES

DO NOT SCALE PRINT		SW TO	PART NO.	DESCRIPTION OF MATERIAL	REF DES.
COPIED FROM		NAME	H. OBEID	DATE	04/02/08
THREE ANGLE PROJECTION		CHGR	S. PRATER	DATE	04/02/08
ANG TOL		APPROVED	H. OBEID	DATE	04/02/08
AUTOCAD DWG		FOR INTERPRETATION AND MODEL FIRST USED ON	PCIL2006R-653F	SITE CODE	PGA
		THIS DOCUMENT IS THE PROPERTY OF CUMMINS POWER GENERATION. IT CONTAINS PROPRIETARY AND CONFIDENTIAL INFORMATION WHICH MUST NOT BE REPRODUCED, USED OR DISCLOSED OTHER THAN EXPRESSLY AUTHORIZED BY CUMMINS POWER GENERATION OR ITS REPRESENTATIVE.		DWG NO.	0625-5205
				SHEET	4*36
				DWG SIZE	D



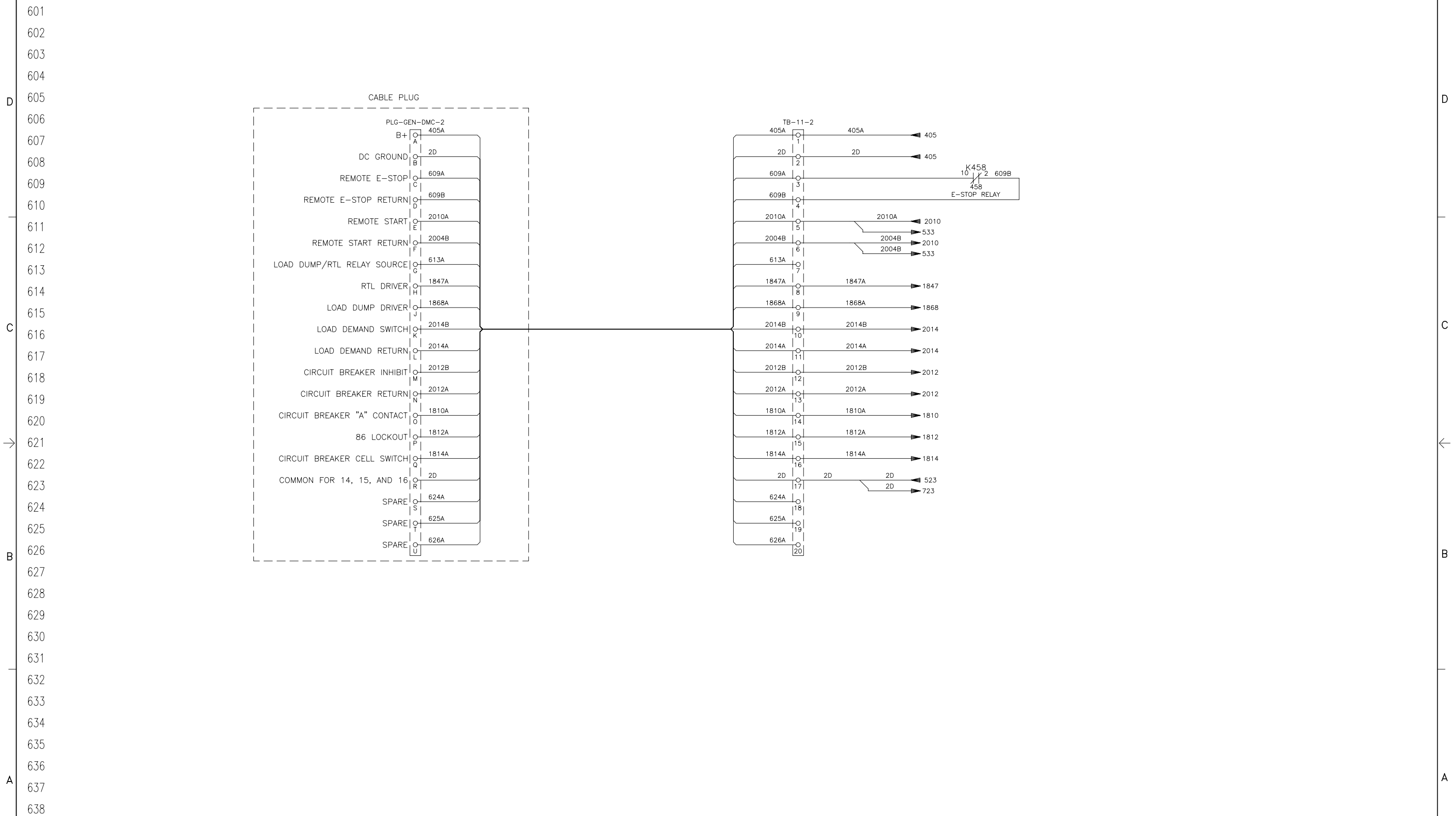
ECO NO.	LTR	NO.	REVISION	ZONE	DR	CHKR	APPROVED	DATE

PROJECT:
I-BEAR
GENSET-DMC PLUG & TB-11-1
DISTRIBUTOR:
CUMMINS GOVERNMENT SALES

DO NOT SCALE PRINT		SM TO	PART NO.	DATE	DESCRIPTION OF MATERIAL	REF DES.
THREE ANGLE PROJECTION		DR	H. OBEID	04/02/08		CUMMINS POWER GENERATION
ANG TOL		CHKR	S. PRATER	04/02/08		1400 75HP AVE. W. MINNEAPOLIS, MN 55412
AUTOCAD DWG		APPROVED	H. OBEID	04/02/08		TITLE SCHEMATIC-SWITCHGEAR
		MODEL FIRST USED ON	PCIL2006R-653F		SITE CODE	PGA
		DWG NO.	0625-5205		SHEET	5*36
		DWG SIZE	D			

SYSTEM 1 RUN

CP	4.7	5.8	6.9
LF	1864		
CF	1.7	2.8	3.9
HF			



ECO NO.	LTR	NO.	REVISION	ZONE	DR	CHKR	APPROVED	DATE

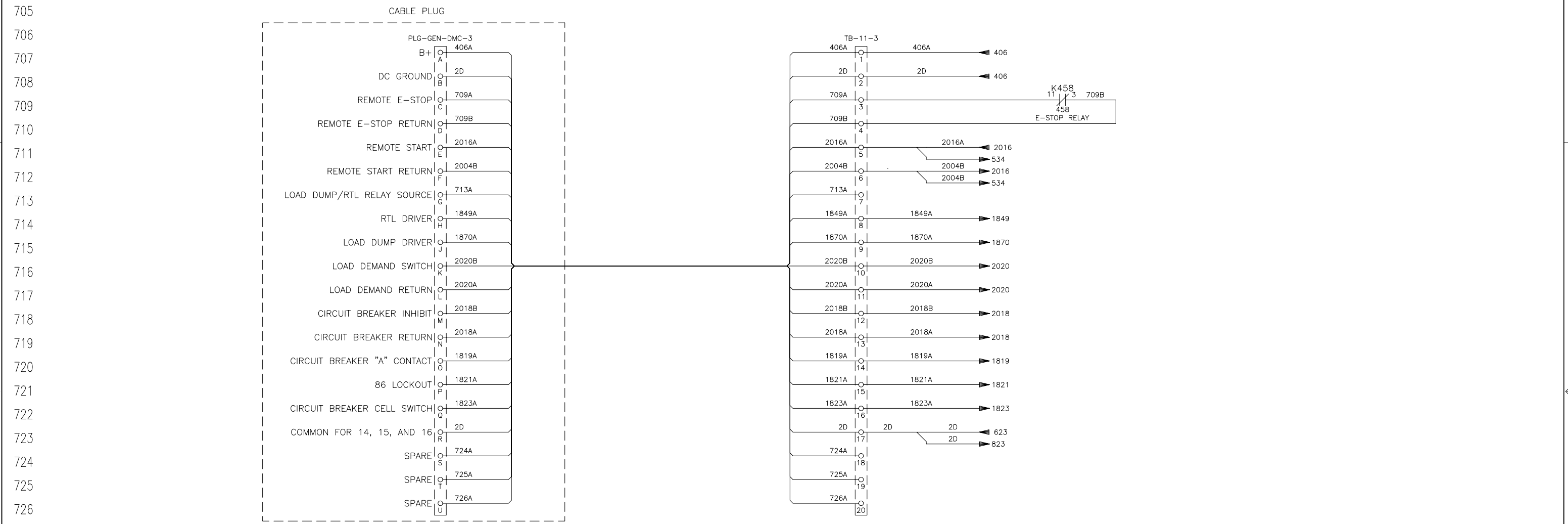
PROJECT:
I-BEAR
GENSET-DMC PLUG & TB-11-2
DISTRIBUTOR:
CUMMINS GOVERNMENT SALES

DO NOT SCALE PRINT				PART NO.		DWG SIZE		DESCRIPTION OF MATERIAL		REF DES.	
SM TO		NAME		DATE		DR		H. OBEID		04/02/08	
COPIED FROM		MFG		CHKR		S. PRATER		04/02/08		CUMMINS POWER GENERATION 1400 75th AVE NE MINNEAPOLIS, MN 55432	
THREE ANGLE PROJECTION		APPROVED		H. OBEID		04/02/08		SITE CODE		PGA	
ANG TOL		DRAWN TO SCALE OF		AUTOCAD DWG		THIS DOCUMENT IS THE PROPERTY OF CUMMINS POWER GENERATION. IT CONTAINS PROPRIETARY AND CONFIDENTIAL INFORMATION WHICH MUST NOT BE REPRODUCED, USED OR DISCLOSED OTHER THAN EXPRESSLY AUTHORIZED BY CUMMINS POWER GENERATION OR ITS REPRESENTATIVE.		FOR INTERPRETATION OF DIMENSIONING AND TOLERANCING, SEE ANS: Y14.5M-1982		MODEL FIRST USED ON PCIL2006R-653F	
										TITLE SCHEMATIC-SWITCHGEAR	
										DWG NO. 0625-5205	
										SHEET 6 of 36	
										D	

701
702
703
704
705
706
707
708
709
710
711
712
713
714
715
716
717
718
719
720
721
722
723
724
725
726
727
728
729
730
731
732
733
734
735
736
737
738

D
C
B
A

D
C
B
A



ECO NO.	LTR	NO.	REVISION	ZONE	DR	CHKR	APPROVED	DATE

PROJECT:
I-BEAR
GENSET-DMC PLUG & TB-11-3
DISTRIBUTOR:
CUMMINS GOVERNMENT SALES

DO NOT SCALE PRINT		SM TO	PART NO.	DWG SIZE	DESCRIPTION OF MATERIAL		REF DES.
THREE ANGLE PROJECTION		NAME	H. OBEID	DATE	04/02/08		<p>CUMMINS POWER GENERATION 1400 75th AVE NE MINNEAPOLIS, MN 55412</p>
ANG TOL		CHKR	S. PRATER	DATE	04/02/08		
DRAWING TO SCALE OF		APPROVED	H. OBEID	DATE	04/02/08		
AUTOCAD DWG				MODEL FIRST USED ON	PAG	SITE CODE	
				PCIL2006R-653F	PGA		DWG NO.
					0625-5205		SHEET
					7*36		DWG STD
					D		

6 3 2 1

6

5


4

3

2

1

801
802
803
804
805
806
807
808
809
810
811
812
813
814
815
816
817
818
819
820
821
822
823
824
825
826
827
828
829
830
831
832
833
834
835
836
837
838



D

C

B

A

D

C

B

A

ECO NO.	LTR	NO.	REVISION	ZONE	DR	CHKR	APPROVED	DATE

PROJECT:
I-BEAR
GENSET-DMC PLUG & TB-11-4
DISTRIBUTOR:
CUMMINS GOVERNMENT SALES

DO NOT SCALE PRINT			PART NO.			DESCRIPTION OF MATERIAL			REF DES.	
SM TO	NAME		DATE		DATE		DATE		CUMMINS POWER GENERATION	
COPIED FROM	DR H. OBEID		04/02/08		04/02/08		04/02/08		1400 75th AVE NE MINNEAPOLIS, MN 55432	
THREE ANGLE PROJECTION	CHKR S. PRATER		04/02/08		04/02/08		04/02/08		TITLE SCHEMATIC-SWITCHGEAR	
ANG TOL	APPROVED H. OBEID		04/02/08		04/02/08		04/02/08		SITE CODE	
AUTOCAD DWG			MODEL FIRST USED ON			PCIL2006R-653F			DWG NO. 0625-5205	
8*36			PGA			8*36			SHEET D	

6

3


2

1

6 5 4 3 2 1

901
902
903
904
D 905
906
907
908
909
910
911
912
913
914
915
C 916
917
918
919
920
921
922
923
924
925
926
B 927
928
929
930
931
932
933
934
935
936
A 937
938

D
C
B
A




PROJECT:
I-BEAR
GENSET-DMC PLUG & TB-11-5
DISTRIBUTOR:
CUMMINS GOVERNMENT SALES

ECO NO.	LTR	NO.	REVISION	ZONE	DR	CHKR	APPROVED	DATE	ECO NO.	LTR	NO.	REVISION	ZONE	DR	CHKR	APPROVED	DATE	
									FRD34332	A		PRODUCTION RELEASE, AS-BUILT			HO	SP	HO	08/13/08

DO NOT SCALE PRINT		SW TO	PART NO.	DWG SIZE	DESCRIPTION OF MATERIAL	REF DES.			
COPIED FROM	THREE ANGLE PROJECTION	NAME	H. OBEID	DATE	04/02/08	<p>CUMMINS POWER GENERATION 1400 75th AVE. NE MINNEAPOLIS, MN 55432</p> <p>TITLE: SCHEMATIC-SWITCHGEAR</p>			
ANG. TOL.	DRAWN TO SCALE OF	CHKR	S. PRATER	DATE	04/02/08				
THIS DOCUMENT IS THE PROPERTY OF CUMMINS POWER GENERATION. IT CONTAINS PROPRIETARY AND CONFIDENTIAL INFORMATION WHICH MUST NOT BE REPRODUCED, USED OR DISCLOSED OTHER THAN EXPRESSLY AUTHORIZED BY CUMMINS POWER GENERATION OR ITS REPRESENTATIVE.		APPROVED	H. OBEID	DATE	04/02/08				
AUTOCAD DWG		FOR INTERPRETATION OF DIMENSIONING AND TOLERANCING, SEE ANSI: Y14.5M-1992	MODEL FIRST USED ON	PICIL2006R-653F	SITE CODE	PGA			
				DWG NO.	0625-5205	SHEET	9 of 36	DWG SIZE	D

6 3 2 1

1001
1002
1003
1004
1005
1006
1007
1008
1009
1010
1011
1012
1013
1014
1015
1016
1017
1018
1019
1020
1021
1022
1023
1024
1025
1026
1027
1028
1029
1030
1031
1032
1033
1034
1035
1036
1037
1038

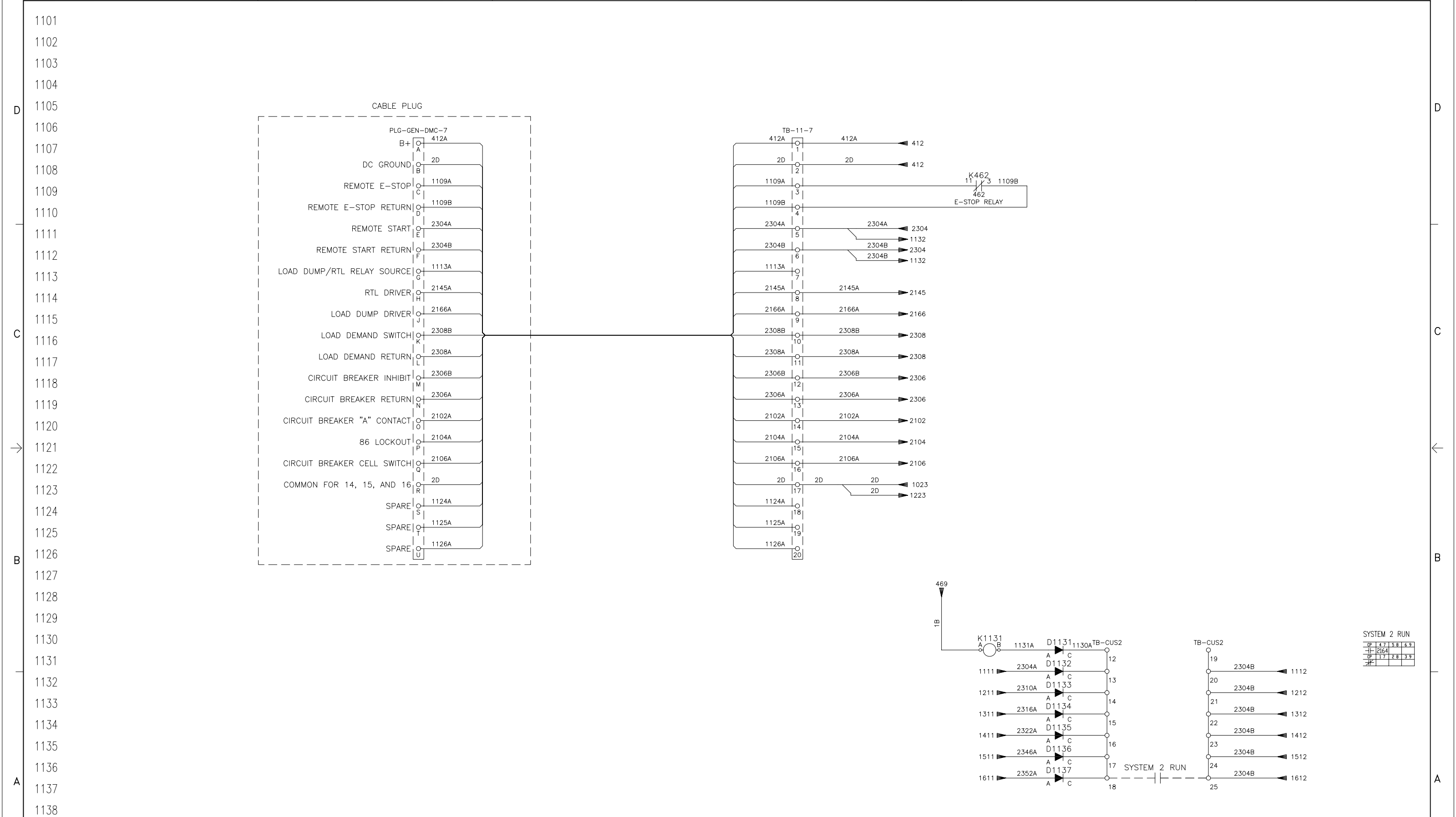


ECO NO.	LTR	NO.	REVISION	ZONE	DR	CHKR	APPROVED	DATE	ECO NO.	LTR	NO.	REVISION	ZONE	DR	CHKR	APPROVED	DATE
									FRD34332	A		PRODUCTION RELEASE, AS-BUILT		HO	SP	HO	08/13/08

PROJECT:
I-BEAR
GENSET-DMC PLUG & TB-11-6
DISTRIBUTOR:
CUMMINS GOVERNMENT SALES

DO NOT SCALE PRINT		SM TO	PART NO.		DWG SIZE	DESCRIPTION OF MATERIAL		REF DES.
		COPIED FROM	NAME	DATE				
		THREE ANGLE PROJECTION	DR	H. OBEID	04/02/08			
			CHGR	S. PRATER	04/02/08			
		ANG TOL	APPROVED	H. OBEID	04/02/08	SITE CODE		CUMMINS POWER GENERATION 1400 73rd AVE NE MINNEAPOLIS, MN 55412
		DRAWN TO SCALE OF					TITLE	
AUTOCAD DWG		THIS DOCUMENT IS THE PROPERTY OF CUMMINS POWER GENERATION. IT CONTAINS PROPRIETARY AND CONFIDENTIAL INFORMATION WHICH MUST NOT BE REPRODUCED, USED OR DISCLOSED OTHER THAN EXPRESSLY AUTHORIZED BY CUMMINS POWER GENERATION OR ITS REPRESENTATIVE.		FOR INTERPRETATION OF DIMENSIONING AND TOLERANCING, SEE ANSIS: Y14.5M-1982		MODEL FIRST USED ON	PCIL2006R-653F	PGA
				DWG NO.	0625-5205	SHEET	10 of 36	DWG STD
								D

6 5 4 3 2 1



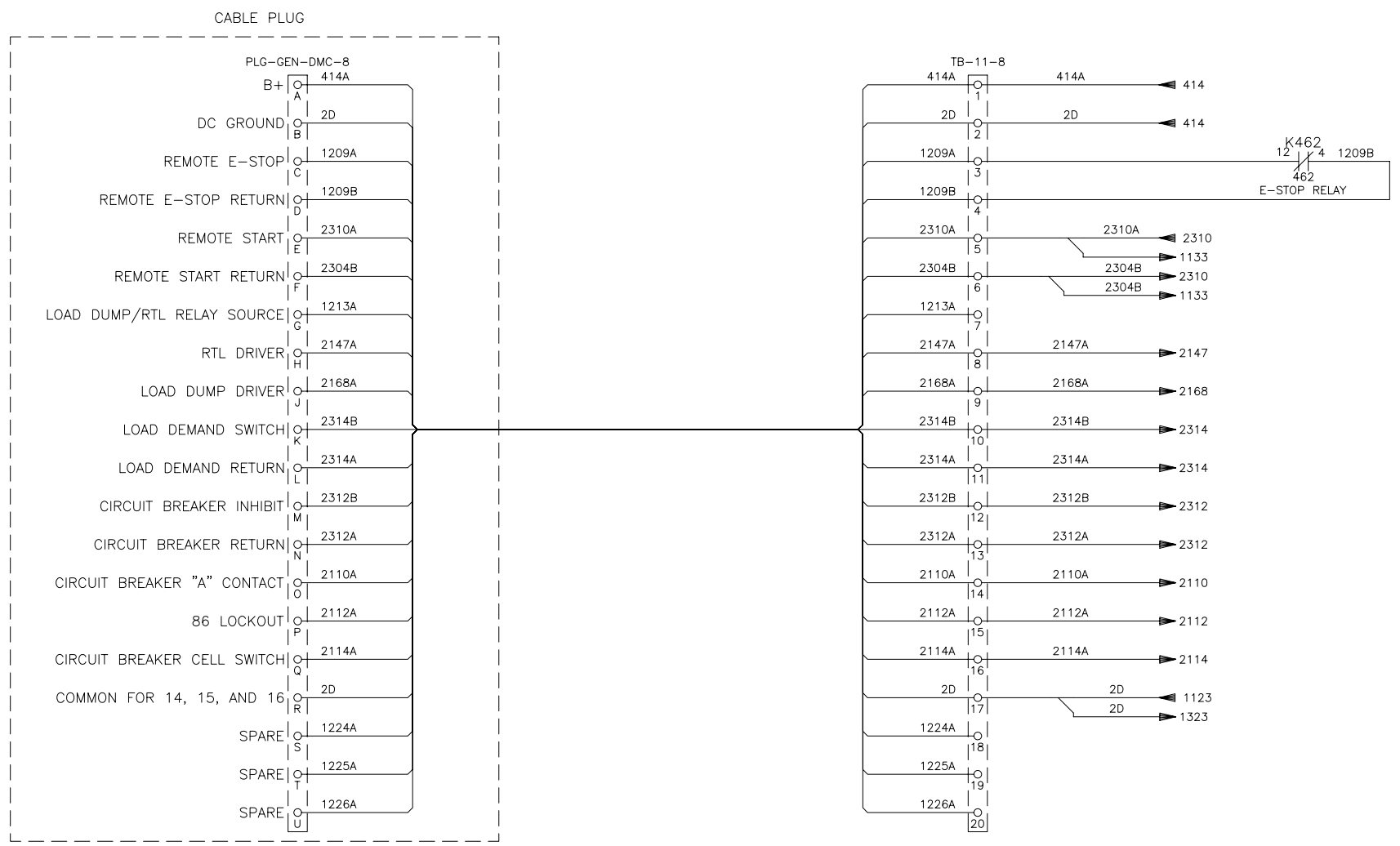
SYSTEM 2 RUN

CP	4.7	5.8	6.9
HF	2164		
CP	1.7	2.8	3.9
HF			

ECO NO.	LTR	NO.	REVISION	ZONE	DR	CHKR	APPROVED	DATE
FRD34332	A	--	PRODUCTION RELEASE, AS-BUILT	--	HO	SP	HO	08/13/08

PROJECT: I-BEAR
 GENSET-DMC PLUG & TB-11-7
 DISTRIBUTOR: CUMMINS GOVERNMENT SALES

DO NOT SCALE PRINT		SW TO	PART NO.	DWG SIZE	DESCRIPTION OF MATERIAL	REF DES.						
THREE ANGLE PROJECTION		NAME	H. OBEID	DATE	04/02/08	CUMMINS POWER GENERATION <small>1400 75th AVE. NE MINNEAPOLIS, MN 55432</small>						
ANG TOL		CHKR	S. PRATER	DATE	04/02/08							
DRAWN TO SCALE OF		APPROVED	H. OBEID	DATE	04/02/08							
AUTOCAD DWG		FOR INTERPRETATION AND TOLERANCING, SEE MODEL FIRST USED ON		PCIL2006R-653F	PGA	<table border="1"> <tr><td>DWG NO.</td><td>0625-5205</td><td>SHEET</td><td>11*36</td><td>DWG STD</td><td>D</td></tr> </table>	DWG NO.	0625-5205	SHEET	11*36	DWG STD	D
DWG NO.	0625-5205	SHEET	11*36	DWG STD	D							

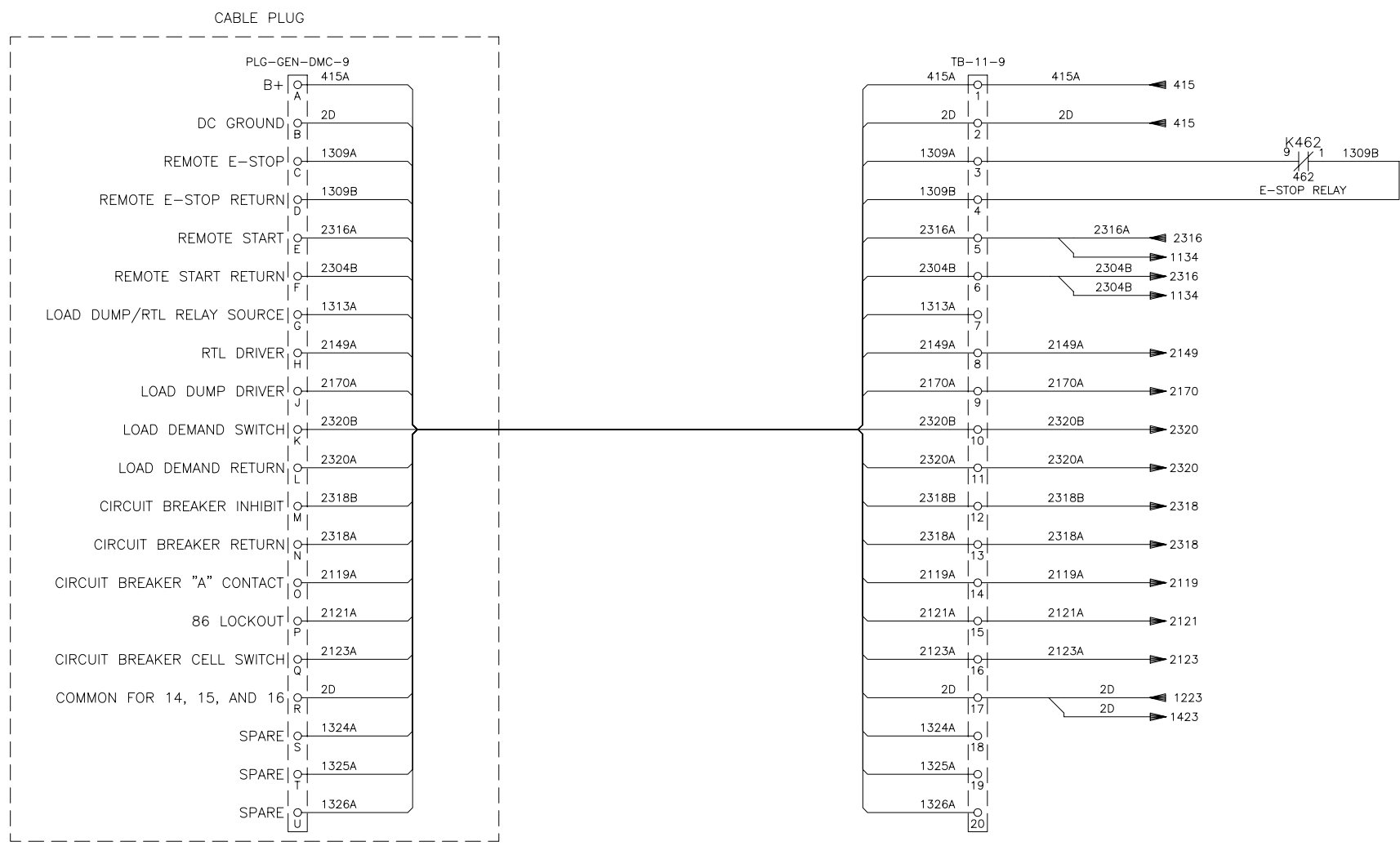


PROJECT:
I-BEAR
GENSET-DMC PLUG & TB-11-8
DISTRIBUTOR:
CUMMINS GOVERNMENT SALES

ECO NO.	LTR NO.	REVISION	ZONE	DR	CHKR	APPROVED	DATE	ECO NO.	LTR NO.	REVISION	ZONE	DR	CHKR	APPROVED	DATE	
								FRD34332	A	-	PRODUCTION RELEASE, AS-BUILT	-	HO	SP	HO	08/13/08

DO NOT SCALE PRINT		SM TO	PART NO.	DWG SIZE	DESCRIPTION OF MATERIAL	REF DES.
COPIED FROM	THREE ANGLE PROJECTION	NAME	H. OBEID	DATE	04/02/08	CUMMINS POWER GENERATION 1400 75th AVE NE MINNEAPOLIS, MN 55432
ANG TOL	DRAWN TO SCALE OF	CHKR	S. PRATER	DATE	04/02/08	TITLE SCHEMATIC-SWITCHGEAR
AUTOCAD DWG		APPROVED	H. OBEID	DATE	04/02/08	SITE CODE PGA
THIS DOCUMENT IS THE PROPERTY OF CUMMINS POWER GENERATION. IT CONTAINS PROPRIETARY AND CONFIDENTIAL INFORMATION WHICH MUST NOT BE REPRODUCED, USED OR DISCLOSED OTHER THAN EXPRESSLY AUTHORIZED BY CUMMINS POWER GENERATION OR ITS REPRESENTATIVE.		FOR INTERPRETATION OF DIMENSIONING AND TOLERANCING, SEE ANSI Y14.5M-1982		MODEL FIRST USED ON	PCIL2006R-653F	DWG NO. 0625-5205
				SHEET	12*36	DWG STD D

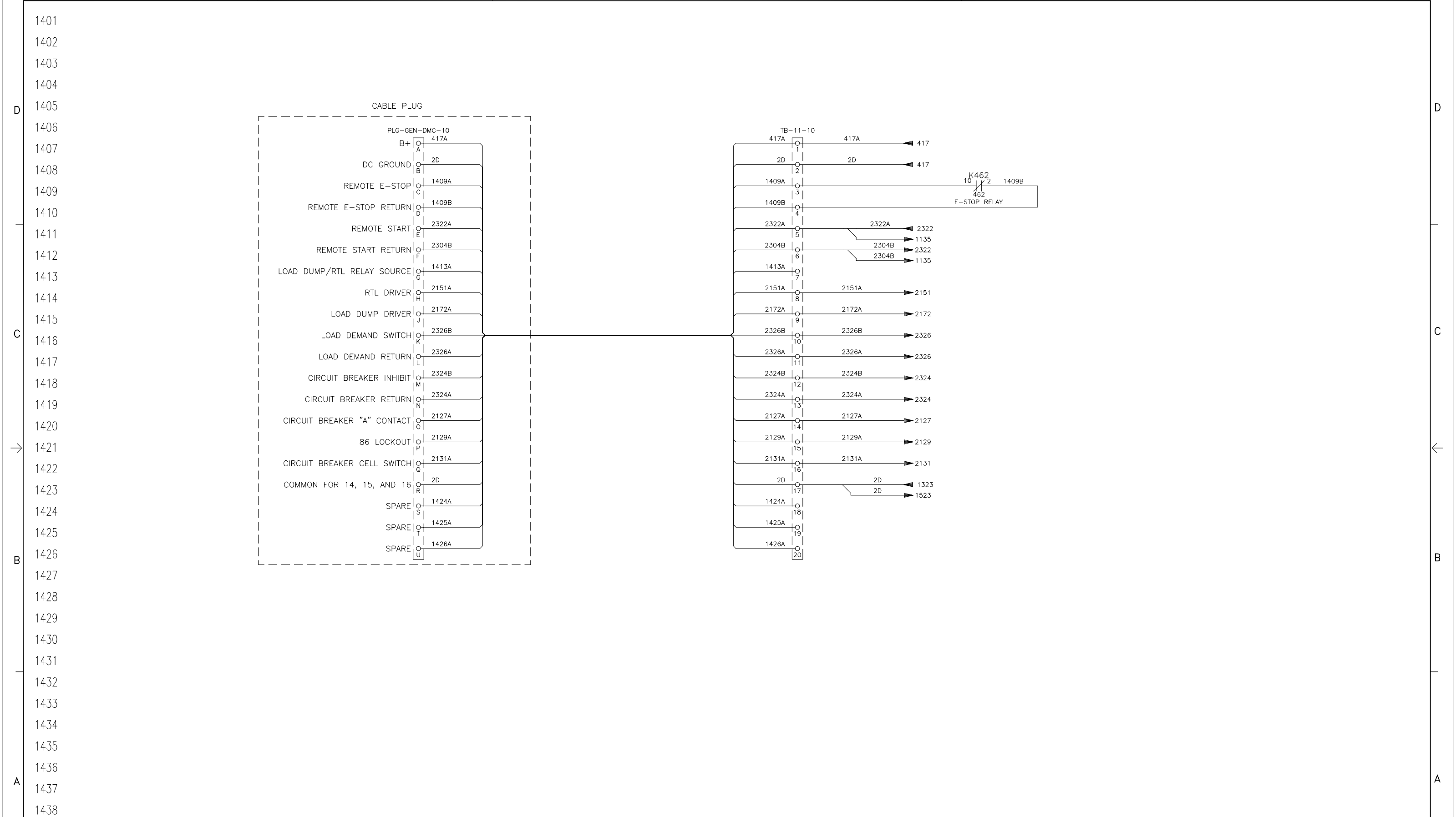
1301
1302
1303
1304
1305
1306
1307
1308
1309
1310
1311
1312
1313
1314
1315
1316
1317
1318
1319
1320
1321
1322
1323
1324
1325
1326
1327
1328
1329
1330
1331
1332
1333
1334
1335
1336
1337
1338



PROJECT:
I-BEAR
GENSET-DMC PLUG & TB-11-9
DISTRIBUTOR:
CUMMINS GOVERNMENT SALES

FRD34332 A -- PRODUCTION RELEASE, AS-BUILT -- HO SP HO 08/13/08

DO NOT SCALE PRINT		SM TO	PART NO.	DWG SIZE	DESCRIPTION OF MATERIAL	REF DES.
COPIED FROM	THREE ANGLE PROJECTION	NAME	DR	DATE	CUMMINS POWER GENERATION	
ANG TOL	DRAWN TO SCALE OF	CHKR	MFG	DATE	1400 75th AVE NE MINNEAPOLIS, MN 55432	
THIS DOCUMENT IS THE PROPERTY OF CUMMINS POWER GENERATION. IT CONTAINS PROPRIETARY AND CONFIDENTIAL INFORMATION WHICH MUST NOT BE REPRODUCED, USED OR DISCLOSED OTHER THAN EXPRESSLY AUTHORIZED BY CUMMINS POWER GENERATION OR ITS REPRESENTATIVE.		APPROVED	H. OBEID	04/02/08	SITE CODE	TITLE
AUTOCAD DWG		FOR INTERPRETATION OF DIMENSIONING AND TOLERANCING, SEE ANSIS: Y14.5M-1982	MODEL FIRST USED ON	PCIL2006R-653F	PGA	SCHEMATIC-SWITCHGEAR
		DWG NO.	0625-5205	SHEET	13*36	DWG SIZE
						D



ECO NO.	LTR NO.	REVISION	ZONE	DR	CHKR	APPROVED	DATE

PROJECT:
 I-BEAR
 GENSET-DMC PLUG & TB-11-10
 DISTRIBUTOR:
 CUMMINS GOVERNMENT SALES

FRD34332 A - PRODUCTION RELEASE, AS-BUILT - HO SP HO 08/13/08

DO NOT SCALE PRINT		SM TO	PART NO.	DWG SIZE	DESCRIPTION OF MATERIAL	REF DES.
COPIED FROM		NAME	H. OBEID	DATE	04/02/08	CUMMINS POWER GENERATION <small>1400 75th AVE. NE MINNEAPOLIS, MN 55432</small>
THREE ANGLE PROJECTION		CHKR	S. PRATER	DATE	04/02/08	
DRAWN TO SCALE OF		APPROVED	H. OBEID	DATE	04/02/08	
ANG TOL	DRAWN TO SCALE OF	FOR INTERPRETATION OF DIMENSIONING AND TOLERANCING, SEE ANS1: Y14.5M-1982		MODEL FIRST USED ON	PCIL2006R-653F	SITE CODE PGA
AUTOCAD DWG		DWG NO.		0625-5205		SHEET 14*36
		DWG SIZE		D		

6

5

4

3

2

1

1501
1502
1503
1504
1505
1506
1507
1508
1509
1510
1511
1512
1513
1514
1515
1516
1517
1518
1519
1520
1521
1522
1523
1524
1525
1526
1527
1528
1529
1530
1531
1532
1533
1534
1535
1536
1537
1538

D

C

B


A

D

C

B

A



ECO NO.	LTR	NO.	REVISION	ZONE	DR	CHKR	APPROVED	DATE	ECO NO.	LTR	NO.	REVISION	ZONE	DR	CHKR	APPROVED	DATE

PROJECT:
I-BEAR
GENSET-DMC PLUG & TB-11-11
DISTRIBUTOR:
CUMMINS GOVERNMENT SALES

DO NOT SCALE PRINT		SM TO	PART NO.		DWG SIZE	DESCRIPTION OF MATERIAL		REF DES.
THREE ANGLE PROJECTION		NAME	NAME		DATE	DATE		CUMMINS POWER GENERATION
ANG TOL		DR	H. OBEID		04/02/08	04/02/08		1400 73rd AVE NE MINNEAPOLIS, MN 55432
DRAWING TO SCALE OF		CHKR	S. PRATER		04/02/08	04/02/08		TITLE SCHEMATIC-SWITCHGEAR
AUTOCAD DWG		APPROVED	H. OBEID		04/02/08	04/02/08		SITE CODE
		THIS DOCUMENT IS THE PROPERTY OF CUMMINS POWER GENERATION. IT CONTAINS PROPRIETARY AND CONFIDENTIAL INFORMATION WHICH MUST NOT BE REPRODUCED, USED OR DISCLOSED OTHER THAN EXPRESSLY AUTHORIZED BY CUMMINS POWER GENERATION OR ITS REPRESENTATIVE.		FOR INTERPRETATION OF DIMENSIONING AND TOLERANCING, SEE ANSI Y14.5M-1982		MODEL FIRST USED ON		DWG NO.
		PCIL2006R-653F		PGA		0625-5205		SHEET
		15x36		D				

6

3

2

1

6

5

4


3

2

1

1601
1602
1603
1604
1605
1606
1607
1608
1609
1610
1611
1612
1613
1614
1615
1616
1617
1618
1619
1620
1621
1622
1623
1624
1625
1626
1627
1628
1629
1630
1631
1632
1633
1634
1635
1636
1637
1638

D
C
B
A



PROJECT:
I-BEAR
GENSET-DMC PLUG & TB-11-12
DISTRIBUTOR:
CUMMINS GOVERNMENT SALES

FRD34332 A -- PRODUCTION RELEASE, AS-BUILT -- HO SP HO 08/13/08

DO NOT SCALE PRINT		SM TO	PART NO.	DWG SIZE	DESCRIPTION OF MATERIAL	REF DES.
COPIED FROM	THREE ANGLE PROJECTION	NAME	H. OBEID	DATE	04/02/08	 CUMMINS POWER GENERATION 1400 75th AVE NE MINNEAPOLIS, MN 55432 TITLE SCHEMATIC-SWITCHGEAR
ANG TOL	DRAWN TO SCALE OF	CHKR	S. PRATER	DATE	04/02/08	
THIS DOCUMENT IS THE PROPERTY OF CUMMINS POWER GENERATION. IT CONTAINS PROPRIETARY AND CONFIDENTIAL INFORMATION WHICH MUST NOT BE REPRODUCED, USED OR DISCLOSED OTHER THAN EXPRESSLY AUTHORIZED BY CUMMINS POWER GENERATION OR ITS REPRESENTATIVE.		APPROVED	H. OBEID	DATE	04/02/08	
AUTOCAD DWG		FOR INTERPRETATION OF DIMENSIONING AND TOLERANCING, SEE ANSIS Y14.5M-1982	MODEL FIRST USED ON	PCIL2006R-653F	SITE CODE	PGA
		DWG NO.		SHEET		DWG SIZE
		0625-5205		16x36		D

6

3

2

1

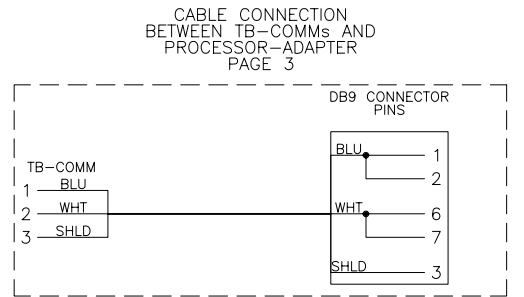
A

A


1701
1702
1703
1704
1705
1706
1707
1708
1709
1710
1711
1712
1713
1714
1715
1716
1717
1718
1719
1720
1721
1722
1723
1724
1725
1726
1727
1728
1729
1730
1731
1732
1733
1734
1735
1736
1737
1738

GENSET TO GENSET IN AND OUT PLUGS

GENSETS 1-6



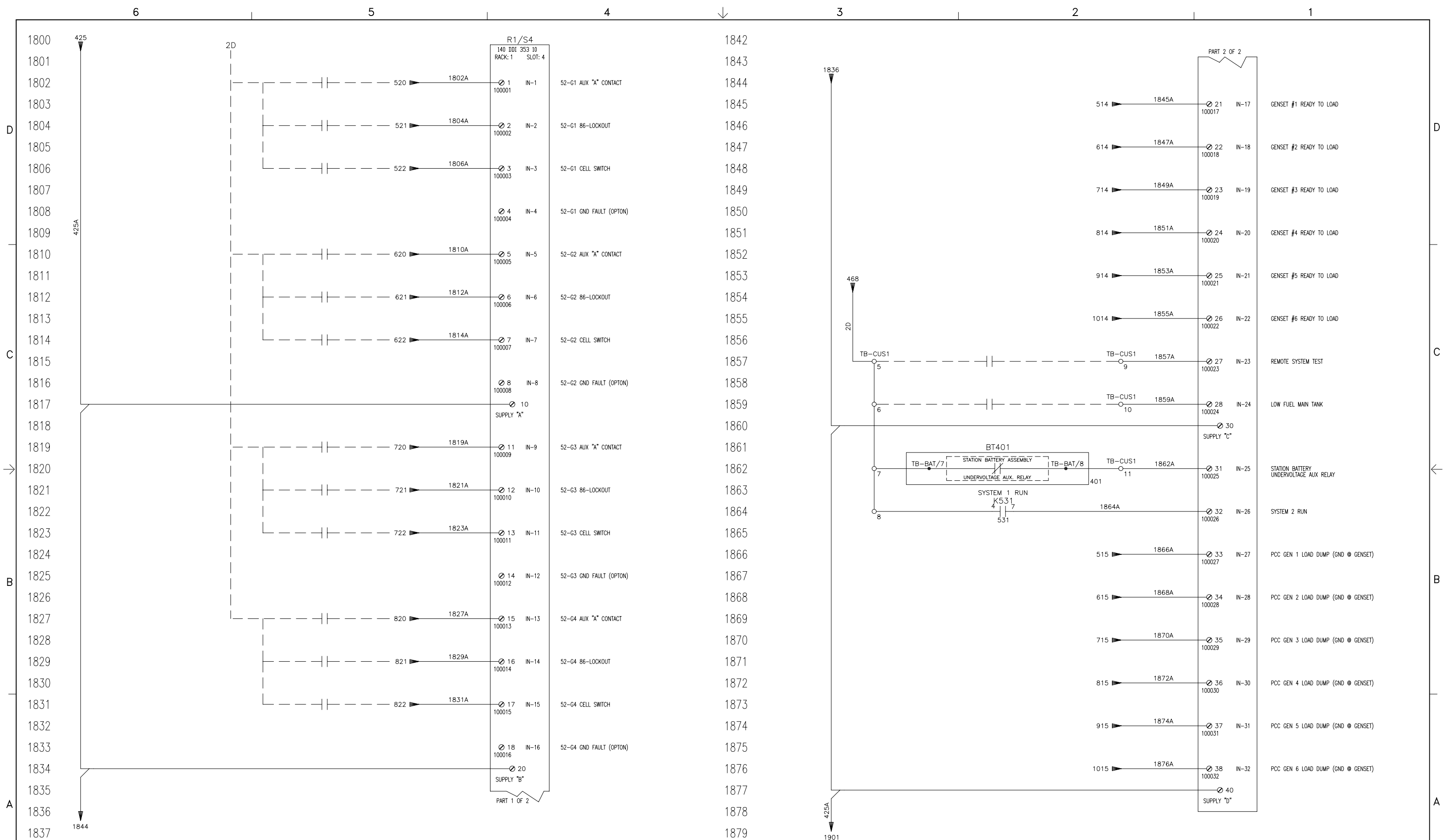
GENSETS 7-12



PROJECT:
I-BEAR
GENSET-DMC COMM1, COMM2 PLUGS
DISTRIBUTOR:
CUMMINS GOVERNMENT SALES

ECO NO.	LTR	NO.	REVISION	ZONE	DR	CHKR	APPROVED	DATE
FRD34332	A	-	PRODUCTION RELEASE, AS-BUILT	-	HO	SP	HO	08/13/08


DO NOT SCALE PRINT		SM TO	PART NO.	DWG SIZE	DESCRIPTION OF MATERIAL	REF DES.
COPIED FROM	THREE ANGLE PROJECTION	NAME	H. OBEID	DATE	04/02/08	CUMMINS POWER GENERATION
ANG TOL	DR	CHKR	S. PRATER	DATE	04/02/08	1400 75th AVE NE MINNEAPOLIS, MN 55432
APPROVED	H. OBEID	DATE	04/02/08	SITE CODE	PGA	TITLE SCHEMATIC-SWITCHGEAR
AUTOCAD DWG		FOR INTERPRETATION OF DIMENSIONING AND TOLERANCING, SEE ANSII Y14.5M-1982	MODEL FIRST USED ON	PCL2006R-653F	DWG NO.	0625-5205
					SHEET	17*36
					DWG SIZE	D



ECO NO.	LTR	NO.	REVISION	ZONE	DR	CHKR	APPROVED	DATE

PROJECT:
 I-BEAR
 BREAKER STATUS AND DIGITAL INPUT CIRCUITS (GENS 1-6)
 DISTRIBUTOR:
 CUMMINS GOVERNMENT SALES


DO NOT SCALE PRINT		SM TO	NAME	DATE	REF
COPIED FROM		DR	H. OBEID	04/02/08	 CUMMINS POWER GENERATION <small>1400 75hp AVE. MNEMONIC, WI 53432</small>
THREE ANGLE PROJECTION		CHGR	S. PRATER	04/02/08	
ANG TOL		APPROVED	H. OBEID	04/02/08	
DRAWN TO SCALE OF		FOR INTERPRETATION OF DIMENSIONING AND TOLERANCING, SEE THIS DOCUMENT OR ITS REPRESENTATIVE		MODEL FIRST USED ON	TITLE: SCHEMATIC-SWITCHGEAR SITE CODE: PGA DWG NO.: 0625-5205 SHEET: 18*36 DWG STD: D
AUTOCAD DWG		PCIL2006R-653F			



ECO NO.	LTR	NO.	REVISION	ZONE	DR	CHKR	APPROVED	DATE	ECO NO.	LTR	NO.	REVISION	ZONE	DR	CHKR	APPROVED	DATE
									FRD34332	A	-	PRODUCTION RELEASE, AS-BUILT	-	HO	SP	HO	08/13/08

PROJECT:
I-BEAR
BREAKER STATUS AND DIGITAL INPUT CIRCUITS (GENS 1-6)
DISTRIBUTOR:
CUMMINS GOVERNMENT SALES

DO NOT SCALE PRINT		SW TO	PART NO.	DWG SIZE	DESCRIPTION OF MATERIAL	REF DES.
COPIED FROM		NAME	H. OBEID	DATE	04/02/08	 CUMMINS POWER GENERATION 1400 75th AVE NE MINNEAPOLIS, MN 55432
THREE ANGLE PROJECTION		CHKR	S. PRATER	DATE	04/02/08	
ANG TOL		APPROVED	H. OBEID	DATE	04/02/08	
AUTOCAD DWG		FOR INTERPRETATION OF DIMENSIONING AND TOLERANCING, SEE ANS1 Y14.5M-1982		MODEL FIRST USED ON	PCIL2006R-653F	TITLE: SCHEMATIC-SWITCHGEAR SITE CODE: PGA DWG NO.: 0625-5205 SHEET: 19*36 DWG SIZE: D

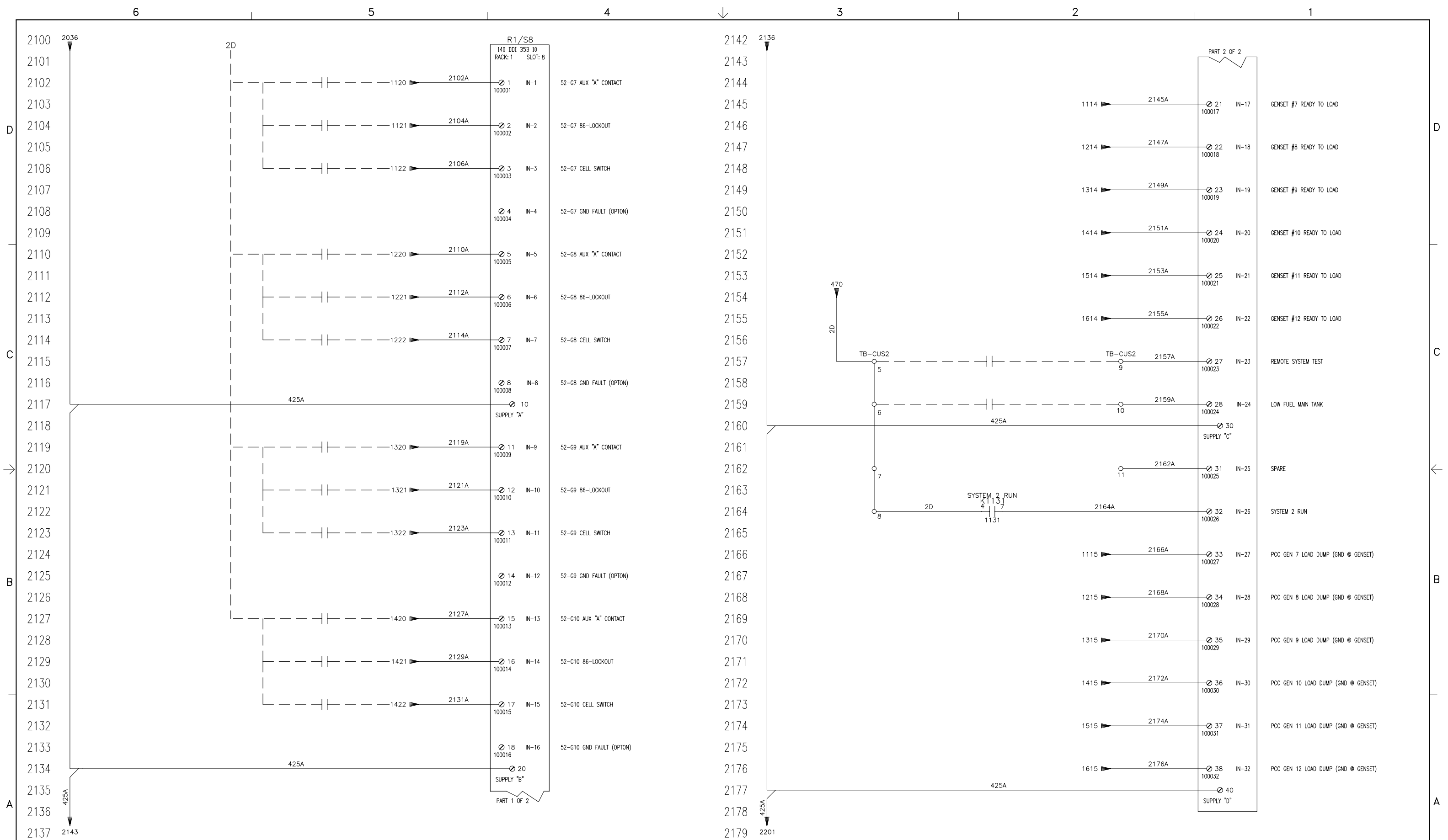


ECO NO.	LTR	NO.	REVISION	ZONE	DR	CHKR	APPROVED	DATE

ECO NO.	LTR	NO.	REVISION	ZONE	DR	CHKR	APPROVED	DATE
FRD34332	A		PRODUCTION RELEASE, AS-BUILT		HO	SP	HO	08/13/08

PROJECT:
I-BEAR
DIGITAL OUTPUT CIRCUITS (GENS 1-6)
DISTRIBUTOR:
CUMMINS GOVERNMENT SALES

DO NOT SCALE PRINT		SW TO	PART NO.	DWG SIZE	DESCRIPTION OF MATERIAL	REF DES.
COPIED FROM		DR	H. OBEID	04/02/08	CUMMINS POWER GENERATION	
THREE ANGLE PROJECTION		CHGR	S. PRATER	04/02/08	1400 75th AVE. NE MINNEAPOLIS, MN 55432	
ANG. TOL.		APPROVED	H. OBEID	04/02/08	TITLE SCHEMATIC-SWITCHGEAR	
AUTOCAD DWG		FOR INTERPRETATION MODEL FIRST USED ON		PCIL2006R-653F	SITE CODE	PGA
		THIS DOCUMENT IS THE PROPERTY OF CUMMINS POWER GENERATION. IT CONTAINS PROPRIETARY AND CONFIDENTIAL INFORMATION WHICH MUST NOT BE REPRODUCED, USED OR DISCLOSED OTHER THAN EXPRESSLY AUTHORIZED BY CUMMINS POWER GENERATION OR ITS REPRESENTATIVE.		ANSI: Y14.5M-1982	DWG NO.	0625-5205
					SHEET	20*36
					DWG STD	D




ECO NO.	LTR	NO.	REVISION	ZONE	DR	CHKR	APPROVED	DATE

PROJECT:
I-BEAR
BREAKER STATUS AND DIGITAL INPUT CIRCUITS (GENS 7-12)
DISTRIBUTOR:
CUMMINS GOVERNMENT SALES

FRD34332 A -- PRODUCTION RELEASE, AS-BUILT -- HO SP HO 08/13/08


DO NOT SCALE PRINT		SM TO	PART NO.	DWG SIZE	DESCRIPTION OF MATERIAL	REF DES.
COPIED FROM		NAME	H. OBEID	DATE	CUMMINS POWER GENERATION	
THREE ANGLE PROJECTION		CHKR	S. PRATER	04/02/08	1400 75# AWG IEC MINNEAPOLIS, MN 55412	
ANG TOL		APPROVED	H. OBEID	04/02/08	TITLE SCHEMATIC-SWITCHGEAR	
DRAWING TO SCALE OF		FOR INTERPRETATION	MODEL FIRST USED ON	SITE CODE	DWG NO. 0625-5205	
AUTOCAD DWG		THIS DOCUMENT IS THE PROPERTY OF CUMMINS POWER GENERATION. IT CONTAINS PROPRIETARY AND CONFIDENTIAL INFORMATION WHICH MUST NOT BE REPRODUCED, USED OR DISCLOSED OTHER THAN EXPRESSLY AUTHORIZED BY CUMMINS POWER GENERATION OR ITS REPRESENTATIVE.	PCIL2006R-653F	PGA	SHEET 21*36	
		ANSI: Y14.5M-1982			DWG STD D	



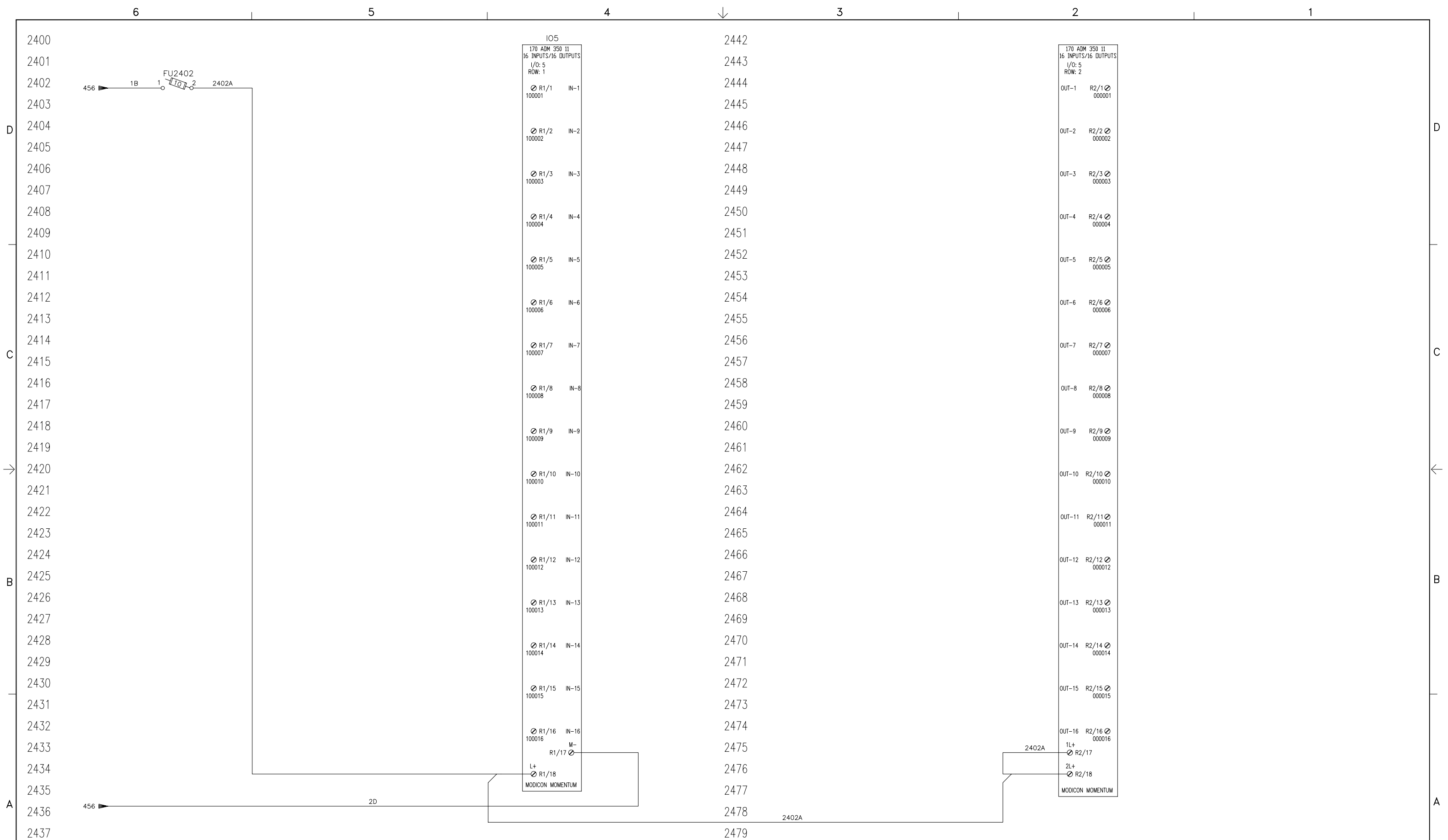
ECO NO.	LTR	NO.	REVISION	ZONE	DR	CHKR	APPROVED	DATE	ECO NO.	LTR	NO.	REVISION	ZONE	DR	CHKR	APPROVED	DATE
									FRD34332	A		PRODUCTION RELEASE, AS-BUILT		HO	SP	HO	08/13/08

PROJECT:
I-BEAR
BREAKER STATUS AND DIGITAL INPUT CIRCUITS (GENS 7-12)
DISTRIBUTOR:
CUMMINS GOVERNMENT SALES

DO NOT SCALE PRINT		SM TO	PART NO.	DWG SIZE	DESCRIPTION OF MATERIAL	REF DES.
COPIED FROM		NAME	H. OBEID	DATE	CUMMINS POWER GENERATION	
THREE ANGLE PROJECTION		CHKR	S. PRATER	DATE	1400 75th AVE NE MINNEAPOLIS, MN 55432	
ANG TOL		APPROVED	H. OBEID	DATE	TITLE	
DRAWN TO SCALE OF		FOR INTERPRETATION OF DIMENSIONING AND TOLERANCING, SEE ANSIS Y14.5M-1982		MODEL FIRST USED ON	SCHEMATIC-SWITCHGEAR	
AUTOCAD DWG		PCIL2006R-653F		SITE CODE	PGA	
		0625-5205		DWG NO.	22*36	
				SHEET	D	



PROJECT: I-BEAR DIGITAL OUTPUT CIRCUITS (GENS 7-12) DISTRIBUTOR: CUMMINS GOVERNMENT SALES												AUTOCAD DWG		PART NO. NAME DATE DR H. OBEID 04/02/08 CHGR S. PRATER 04/02/08 APPROVED H. OBEID 04/02/08		DESCRIPTION OF MATERIAL MODEL FIRST USED ON PCIL2006R-653F		SITE CODE PGA		TITLE SCHEMATIC-SWITCHGEAR		REF DES CUMMINS POWER GENERATION 1400 75th AVE NE MINNEAPOLIS, MN 55412	
FRD34332 A -- PRODUCTION RELEASE, AS-BUILT -- HO SP HO 08/13/08												DRAWN TO SCALE OF		ANG TOL		FOR INTERPRETATION OF DIMENSIONING AND TOLERANCING, SEE ANS1 Y14.5M-1982		DWG NO. 0625-5205		SHEET 23*36		D	



2400
2401
2402
2403
2404
2405
2406
2407
2408
2409
2410
2411
2412
2413
2414
2415
2416
2417
2418
2419
2420
2421
2422
2423
2424
2425
2426
2427
2428
2429
2430
2431
2432
2433
2434
2435
2436
2437

2442
2443
2444
2445
2446
2447
2448
2449
2450
2451
2452
2453
2454
2455
2456
2457
2458
2459
2460
2461
2462
2463
2464
2465
2466
2467
2468
2469
2470
2471
2472
2473
2474
2475
2476
2477
2478
2479

170 ADM 350 11
16 INPUTS/16 OUTPUTS
I/O: 5
ROW: 2

OUT-1 R2/1 ∅
000001

OUT-2 R2/2 ∅
000002

OUT-3 R2/3 ∅
000003

OUT-4 R2/4 ∅
000004

OUT-5 R2/5 ∅
000005

OUT-6 R2/6 ∅
000006

OUT-7 R2/7 ∅
000007

OUT-8 R2/8 ∅
000008

OUT-9 R2/9 ∅
000009

OUT-10 R2/10 ∅
000010

OUT-11 R2/11 ∅
000011

OUT-12 R2/12 ∅
000012

OUT-13 R2/13 ∅
000013

OUT-14 R2/14 ∅
000014

OUT-15 R2/15 ∅
000015

OUT-16 R2/16 ∅
000016

1L+
R2/17

2L+
R2/18

MODICON MOMENTUM

IO5

170 ADM 350 11
16 INPUTS/16 OUTPUTS
I/O: 5
ROW: 1

∅ R1/1 IN-1
100001

∅ R1/2 IN-2
100002

∅ R1/3 IN-3
100003

∅ R1/4 IN-4
100004

∅ R1/5 IN-5
100005

∅ R1/6 IN-6
100006

∅ R1/7 IN-7
100007

∅ R1/8 IN-8
100008

∅ R1/9 IN-9
100009

∅ R1/10 IN-10
100010

∅ R1/11 IN-11
100011

∅ R1/12 IN-12
100012

∅ R1/13 IN-13
100013

∅ R1/14 IN-14
100014

∅ R1/15 IN-15
100015

∅ R1/16 IN-16
100016

M-
R1/17 ∅

L+
R1/18

MODICON MOMENTUM

ECO NO.	LTR NO.	REVISION	ZONE	DR	CHKR	APPROVED	DATE	ECO NO.	LTR NO.	REVISION	ZONE	DR	CHKR	APPROVED	DATE	
								FRD34332	A	--	PRODUCTION RELEASE, AS-BUILT		HO	SP	HO	08/13/08


PROJECT: I-BEAR ADM MOMENTUM IO (GENS 1-6) DISTRIBUTOR: CUMMINS GOVERNMENT SALES		DO NOT SCALE PRINT		SM TO COPIED FROM	PART NO.	NAME	DATE	DESCRIPTION OF MATERIAL		REF DES.
				THREE ANGLE PROJECTION	DR	H. OBEID	04/02/08	CUMMINS POWER GENERATION 1400 75# AWF 16 MINNEAPOLIS, MN 55432		
		ANG TOL DRAWN TO SCALE OF			CHKR MFG	S. PRATER	04/02/08	TITLE SCHEMATIC-SWITCHGEAR		
		AUTOCAD DWG		APPROVED H. OBEID			04/02/08	SITE CODE PGA		MODEL FIRST USED ON
				FOR INTERPRETATION OF DIMENSIONING AND TOLERANCING, SEE ANSI: Y14.5M-1982			PCIL2006R-653F	DWG NO. 0625-5205		SHEET 24*36
								D		

D
C
B
A

D
C
B
A

6 5 4 3 2 1


6 3 2 1



ECO NO.	LTR	NO.	REVISION	ZONE	DR	CHKR	APPROVED	DATE

PROJECT:
I-BEAR
ADM MOMENTUM IO (GENS 7-12)
DISTRIBUTOR:
CUMMINS GOVERNMENT SALES

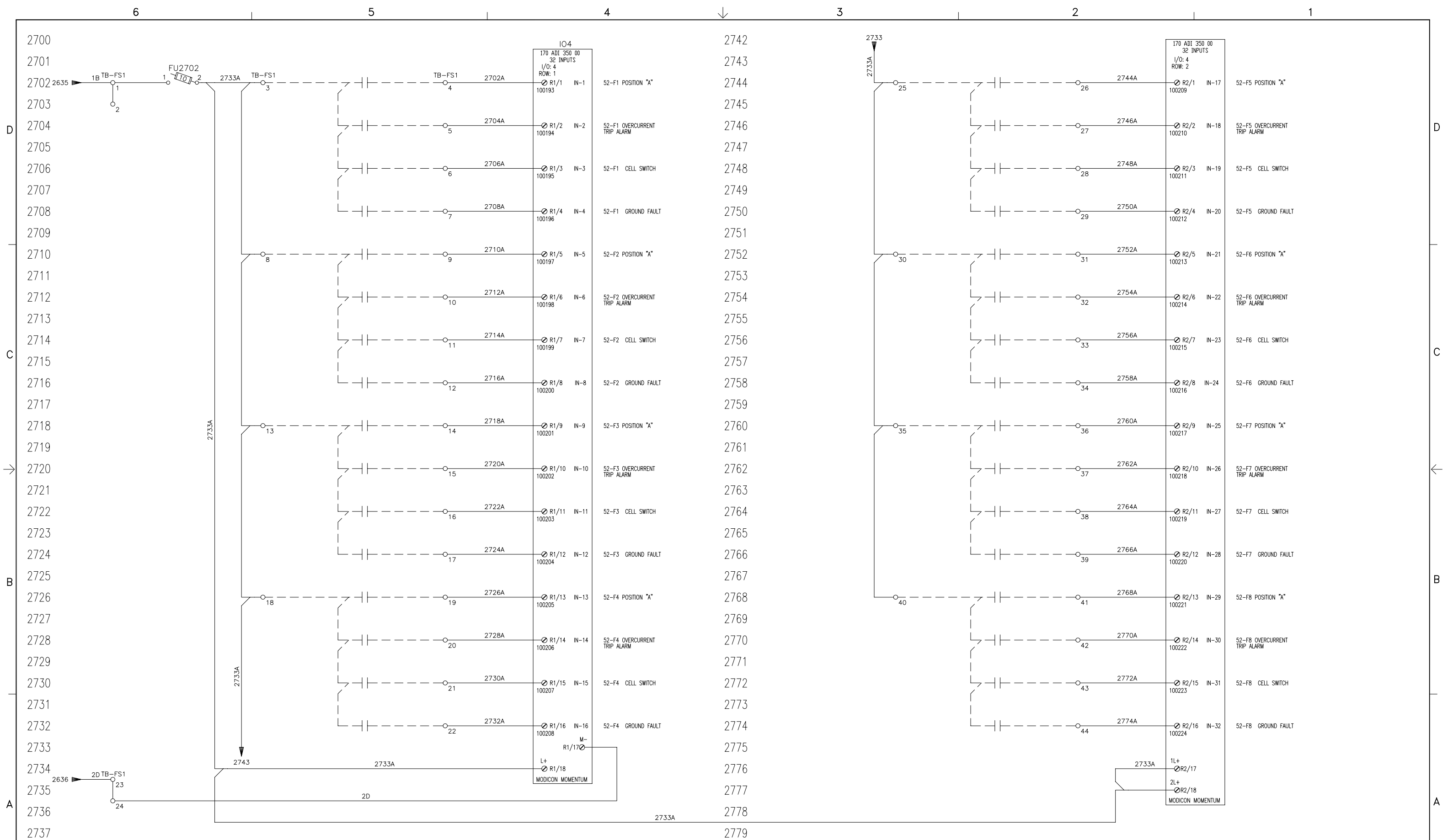
DO NOT SCALE PRINT		SM TO	PART NO.	DWG SIZE	DESCRIPTION OF MATERIAL	REF DES.
COPIED FROM		NAME	H. OBEID	DATE	CUMMINS POWER GENERATION	
THREE ANGLE PROJECTION		CHKR	S. PRATER	DATE	1400 75th AVE NE MINNEAPOLIS, MN 55432	
ANG TOL		APPROVED	H. OBEID	DATE	TITLE	
DRAWN TO SCALE OF		FOR INTERPRETATION OF DIMENSIONING AND TOLERANCING, SEE ANSI Y14.5M-1982		SITE CODE	SCHEMATIC-SWITCHGEAR	
AUTOCAD DWG		MODEL FIRST USED ON		PGA	DWG NO. 0625-5205	
		PCIL2006R-653F		SHEET	25*36	
				DWG STD	D	



ECO NO.	LTR	NO.	REVISION	ZONE	DR	CHGR	APPROVED	DATE

PROJECT:
1-BEAR FEEDERS 1-8 CONTROL
DISTRIBUTOR:
CUMMINS GOVERNMENT SALES

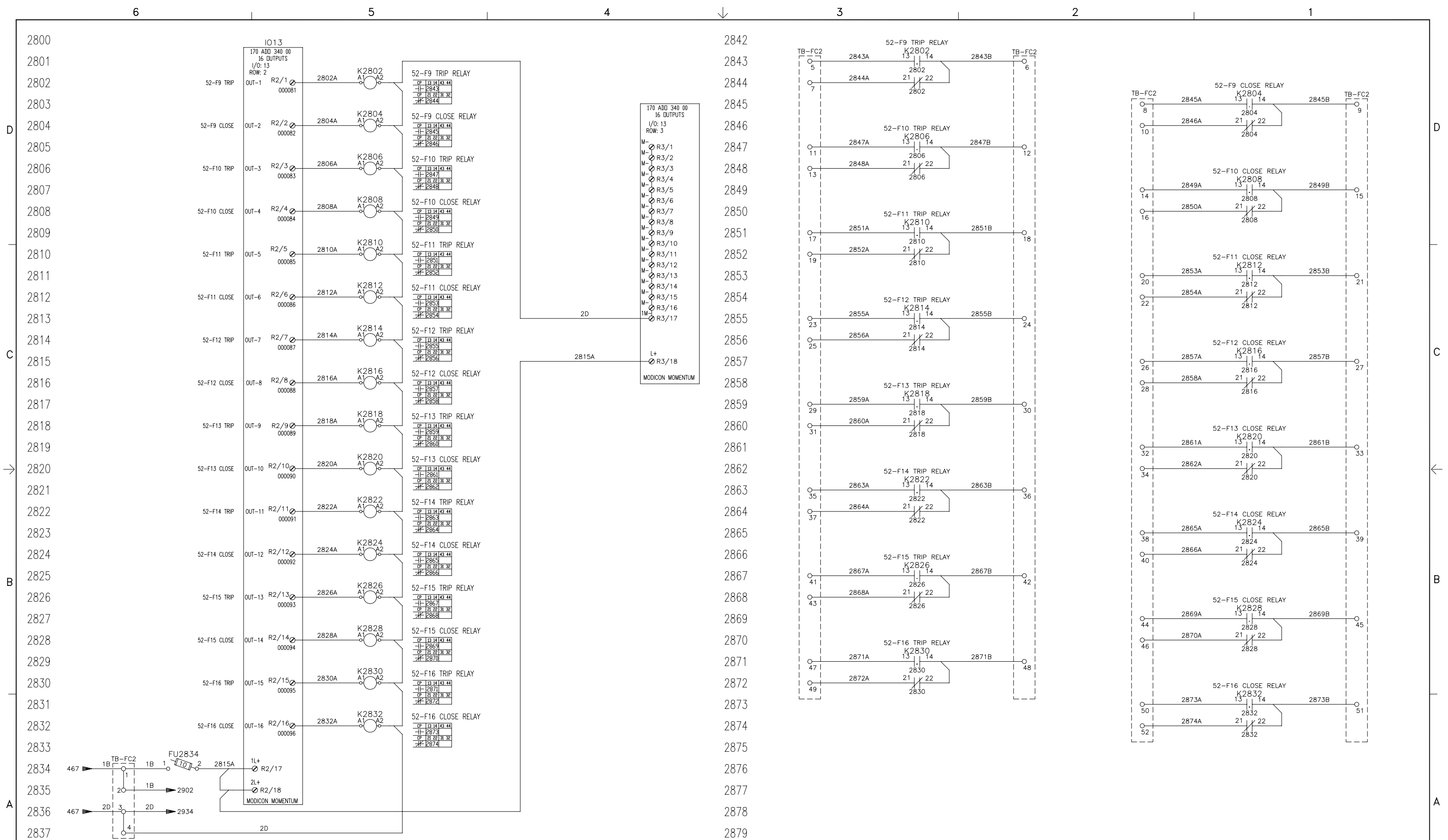
DO NOT SCALE PRINT		SW TO	PART NO.	DWG SIZE	DESCRIPTION OF MATERIAL	REF DES.
COPIED FROM		NAME	H. OBEID	DATE	04/02/08	CUMMINS POWER GENERATION
THREE ANGLE PROJECTION		CHGR	S. PRATER	DATE	04/02/08	TITLE
ANG TOL		APPROVED	H. OBEID	DATE	04/02/08	SITE CODE
AUTOCAD DWG		FOR INTERPRETATION MODEL FIRST USED ON		PCIL2006R-653F	PGA	DWG NO.
		ANSI: Y14.5M-1982				SHEET
						26*36
						D



ECO NO.	LTR	NO.	REVISION	ZONE	DR	CHKR	APPROVED	DATE	ECO NO.	LTR	NO.	REVISION	ZONE	DR	CHKR	APPROVED	DATE

PROJECT:
I-BEAR
FEEDERS 1-8 STATUS
DISTRIBUTOR:
CUMMINS GOVERNMENT SALES

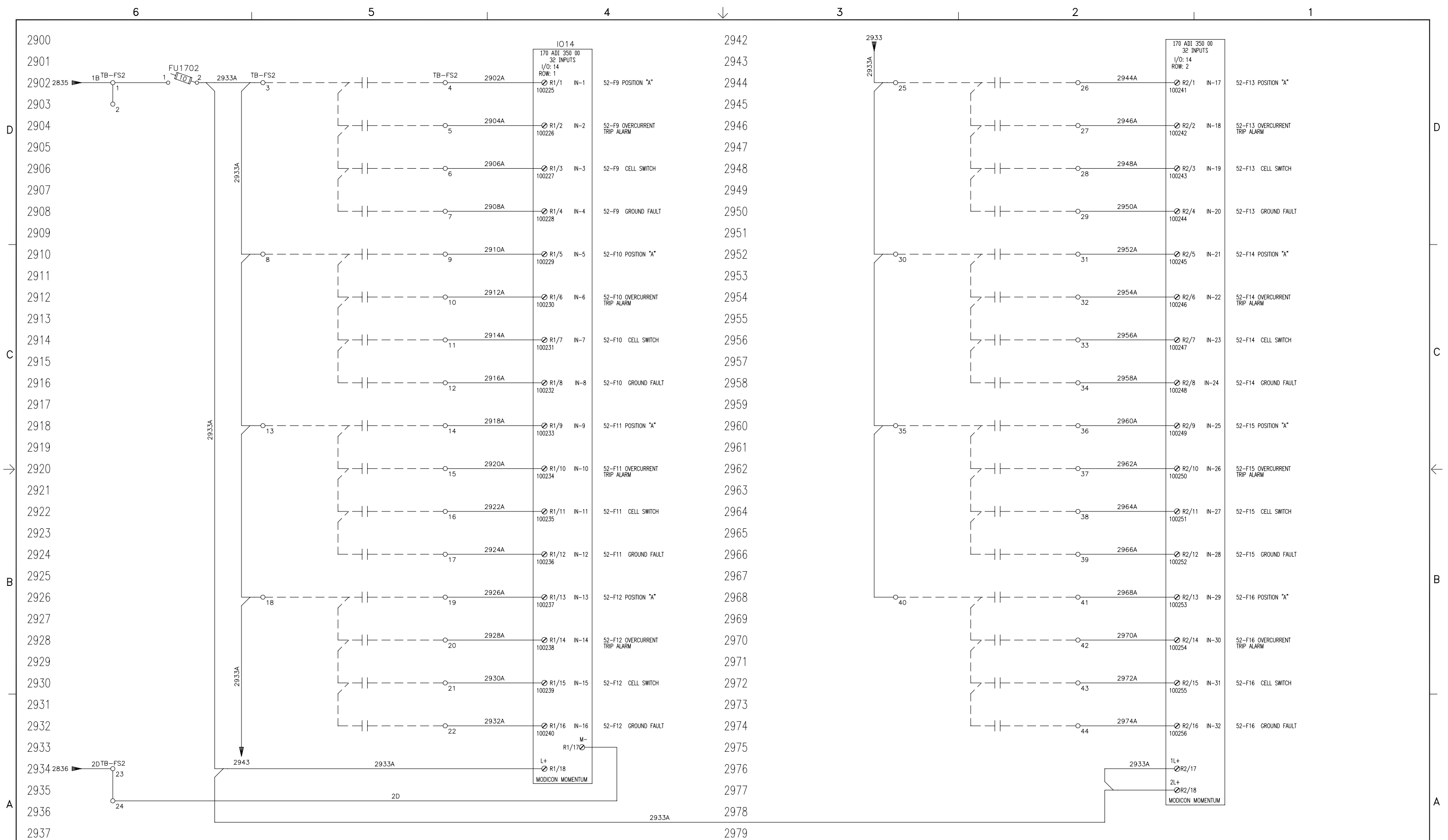
DO NOT SCALE PRINT		SM TO	PART NO.	DWG SIZE	DESCRIPTION OF MATERIAL	REF DES
COPIED FROM	THREE ANGLE PROJECTION	DR	H. OBEID	DATE	04/02/08	 CUMMINS POWER GENERATION 1400 75th AVE NE MINNEAPOLIS, MN 55432
ANG TOL	SCALE OF	CHGR	S. PRATER	DATE	04/02/08	
AUTOCAD DWG		APPROVED	H. OBEID	DATE	04/02/08	
		FOR INTERPRETATION OF DIMENSIONING AND TOLERANCING, SEE THIS DOCUMENT IS THE PROPERTY OF CUMMINS POWER GENERATION. IT CONTAINS PROPRIETARY AND CONFIDENTIAL INFORMATION WHICH MUST NOT BE REPRODUCED, USED OR DISCLOSED OTHER THAN EXPRESSLY AUTHORIZED BY CUMMINS POWER GENERATION OR ITS REPRESENTATIVE.		MODEL FIRST USED ON		SITE CODE
				PCIL2006R-653F		DWG NO.
						0625-5205
						SHEET
						27*36
						DWG
						D



ECO NO.	LTR	NO.	REVISION	ZONE	DR	CHKR	APPROVED	DATE

PROJECT:
 I-BEAR
 FEEDERS 9-16 CONTROL
 DISTRIBUTOR:
 CUMMINS GOVERNMENT SALES

DO NOT SCALE PRINT		SW TO	PART NO.	DWG SIZE	DESCRIPTION OF MATERIAL	REF DES.
COPIED FROM		NAME	DR	H. OBEID	DATE	04/02/08
THREE ANGLE PROJECTION		CHKR	MFG	S. PRATER	DATE	04/02/08
ANG TOL		APPROVED	H. OBEID	DATE	04/02/08	SITE CODE
AUTOCAD DWG		FOR INTERPRETATION MODEL FIRST USED ON		PCIL2006R-653F	PGA	DWG NO. 0625-5205
		ANSI: Y14.5M-1982				SHEET 28*36
						DWG SIZE D

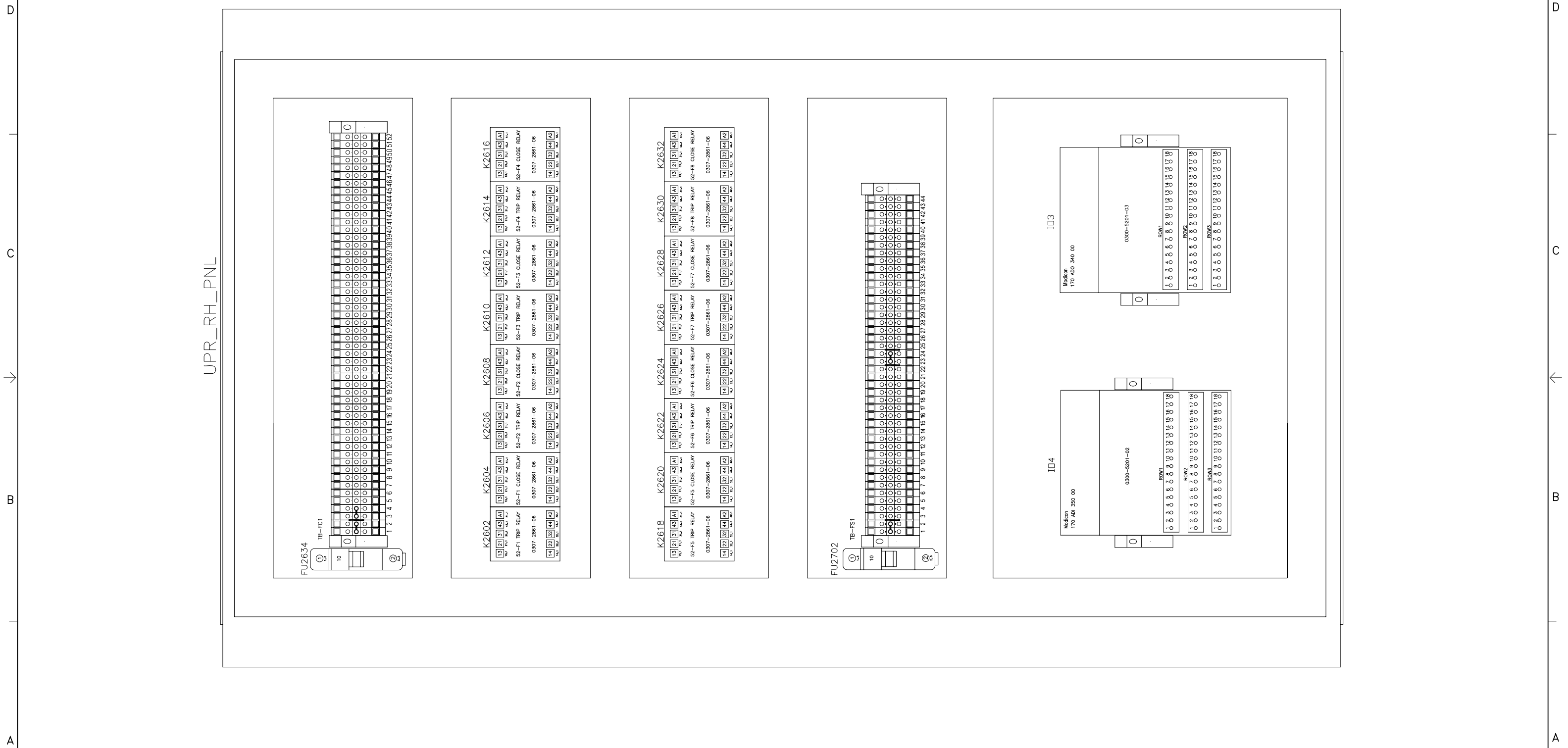


ECO NO.	LTR	NO.	REVISION	ZONE	DR	CHKR	APPROVED	DATE

ECO NO.	LTR	NO.	REVISION	ZONE	DR	CHKR	APPROVED	DATE

PROJECT:
 I-BEAR
 FEEDERS 9-16 STATUS
 DISTRIBUTOR:
 CUMMINS GOVERNMENT SALES

DO NOT SCALE PRINT		SW TO	PART NO.	DWG SIZE	DESCRIPTION OF MATERIAL	REF DES
COPIED FROM		NAME	H. OBEID	DATE	04/02/08	 CUMMINS POWER GENERATION <small>1400 75th AVE NE MINNEAPOLIS, MN 55412</small>
THREE ANGLE PROJECTION		CHGR MFG	S. PRATER	DATE	04/02/08	
ANG TOL		APPROVED	H. OBEID	DATE	04/02/08	
AUTOCAD DWG		FOR INTERPRETATION OF DIMENSIONING AND TOLERANCING, SEE ANS: Y14.5M-1982		MODEL FIRST USED ON	PCIL2006R-653F	SITE CODE
						PGA
						DWG NO.
						0625-5205
						SHEET
						29*36
						DWG
						D



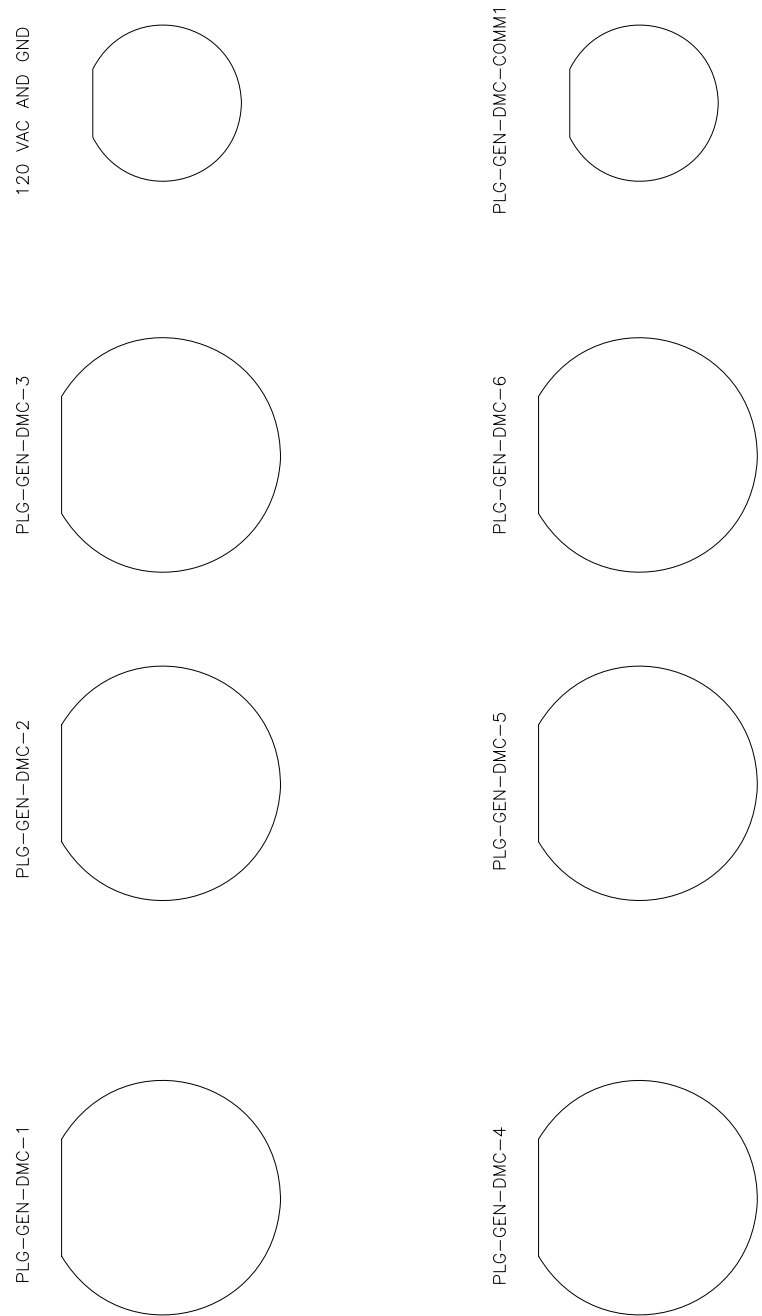
ECO NO.	LTR	NO.	REVISION	ZONE	DR	CHKR	APPROVED	DATE

PROJECT:
 I-BEAR
 UPPER RH SIDE PANEL LAYOUT
 DISTRIBUTOR:
 CUMMINS GOVERNMENT SALES

FRD34332 A - PRODUCTION RELEASE, AS-BUILT - HO SP HO 08/13/08

DO NOT SCALE PRINT		PART NO.		DESCRIPTION OF MATERIAL		REF DES.	
SW TO		NAME		DATE		CUMMINS POWER GENERATION	
COPIED FROM		DR H. OBEID		04/02/08		1400 75th AVE NE MINNEAPOLIS, MN 55412	
THREE ANGLE PROJECTION		CHGR S. PRATER		04/02/08		TITLE SCHEMATIC-SWITCHGEAR	
ANG TOL		APPROVED H. OBEID		04/02/08		SITE CODE	
DRAWN TO SCALE OF		THIS DOCUMENT IS THE PROPERTY OF CUMMINS POWER GENERATION. IT CONTAINS PROPRIETARY AND CONFIDENTIAL INFORMATION WHICH MUST NOT BE REPRODUCED, USED OR DISCLOSED OTHER THAN EXPRESSLY AUTHORIZED BY CUMMINS POWER GENERATION OR ITS REPRESENTATIVE.		MODEL FIRST USED ON		FOR INTERPRETATION AND TOLERANCING, SEE ANSI Y14.5M-1982	
AUTOCAD DWG		PGA		PCIL2006R-653F		DWG NO. 0625-5205	
						SHEET 30*36	
						D	

LOWER RH DMC SIDE, FRONT VIEW



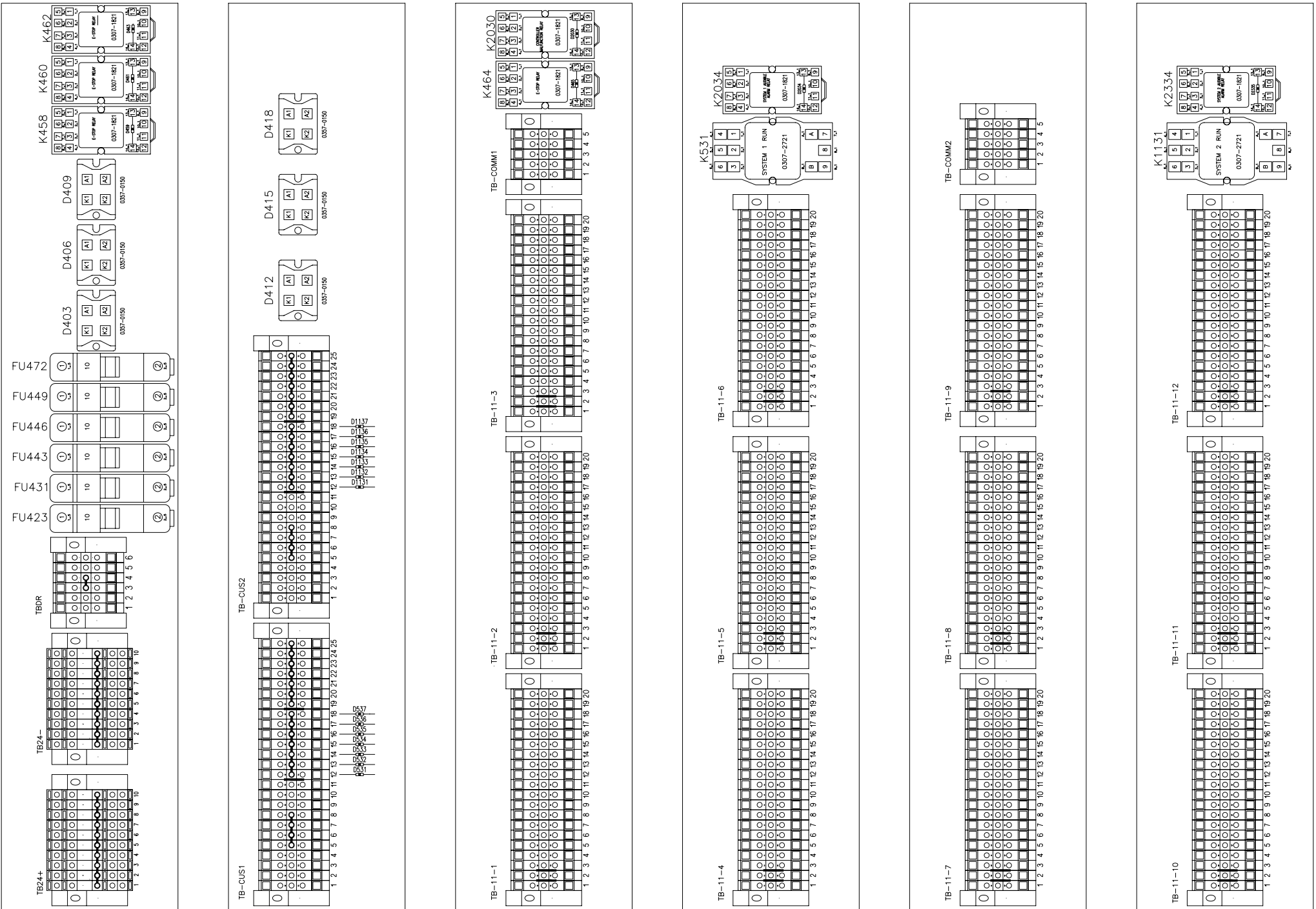
ECO NO.	LTR	NO.	REVISION	ZONE	DR	CHKR	APPROVED	DATE	ECO NO.	LTR	NO.	REVISION	ZONE	DR	CHKR	APPROVED	DATE
									FRD34332	A	-	PRODUCTION RELEASE, AS-BUILT	-	HO	SP	HO	08/13/08

PROJECT:
I-BEAR
LOWER RH DMC SIDE, FRONT VIEW
DISTRIBUTOR:
CUMMINS GOVERNMENT SALES

DO NOT SCALE PRINT		SM TO	PART NO.	DWG SIZE	DESCRIPTION OF MATERIAL	REF DES.
COPIED FROM	THREE ANGLE PROJECTION	NAME	DR	H. OBEID	DATE	04/02/08
ANG TOL	DRAWN TO SCALE OF	CHKR	MFG	S. PRATER	DATE	04/02/08
THIS DOCUMENT IS THE PROPERTY OF CUMMINS POWER GENERATION. IT CONTAINS PROPRIETARY AND CONFIDENTIAL INFORMATION WHICH MUST NOT BE REPRODUCED, USED OR DISCLOSED OTHER THAN EXPRESSLY AUTHORIZED BY CUMMINS POWER GENERATION OR ITS REPRESENTATIVE.		APPROVED	H. OBEID	DATE	04/02/08	SITE CODE
AUTOCAD DWG		FOR INTERPRETATION OF DIMENSIONING AND TOLERANCING, SEE ANSI Y14.5M-1982		MODEL FIRST USED ON	PCIL2006R-653F	PGA
				DWG NO.	0625-5205	SHEET
					31*36	DWG STD
						D

CUMMINS POWER GENERATION
1400 73rd AVE NE
MINNEAPOLIS, MN 55412
TITLE
SCHEMATIC-SWITCHGEAR
DWG NO.
0625-5205
SHEET
31*36
DWG STD
D

UPR_REAR_PNL



ECO NO.	LTR	NO.	REVISION	ZONE	DR	CHGR	APPROVED	DATE	ECO NO.	LTR	NO.	REVISION	ZONE	DR	CHGR	APPROVED	DATE
									FRD34332	A		PRODUCTION RELEASE, AS-BUILT		HO	SP	HO	08/13/08

PROJECT:
I-BEAR
UPPER REAR PANEL LAYOUT
DISTRIBUTOR:
CUMMINS GOVERNMENT SALES

DO NOT SCALE PRINT		SM TO	PART NO.		DESCRIPTION OF MATERIAL	REF DES	
COPIED FROM	NAME	DATE		CUMMINS POWER GENERATION		1400 73rd AVE. NE MINNEAPOLIS, MN 55412	
THREE ANGLE PROJECTION	DR H. OBEID	04/02/08		TITLE		SCHEMATIC-SWITCHGEAR	
ANG TOL.	CHGR S. PRATER	04/02/08		SITE CODE		PGA	
SCALE OF	APPROVED H. OBEID	04/02/08		DWG NO.		0625-5205	
AUTOCAD DWG			FOR INTERPRETATION OF DIMENSIONING AND TOLERANCING, SEE ANSI Y14.5M-1992			MODEL FIRST USED ON	
			PCIL2006R-653F			SHEET 32*36	
						DWG STD D	

6

5

4

3

2

1

D

C

B

A

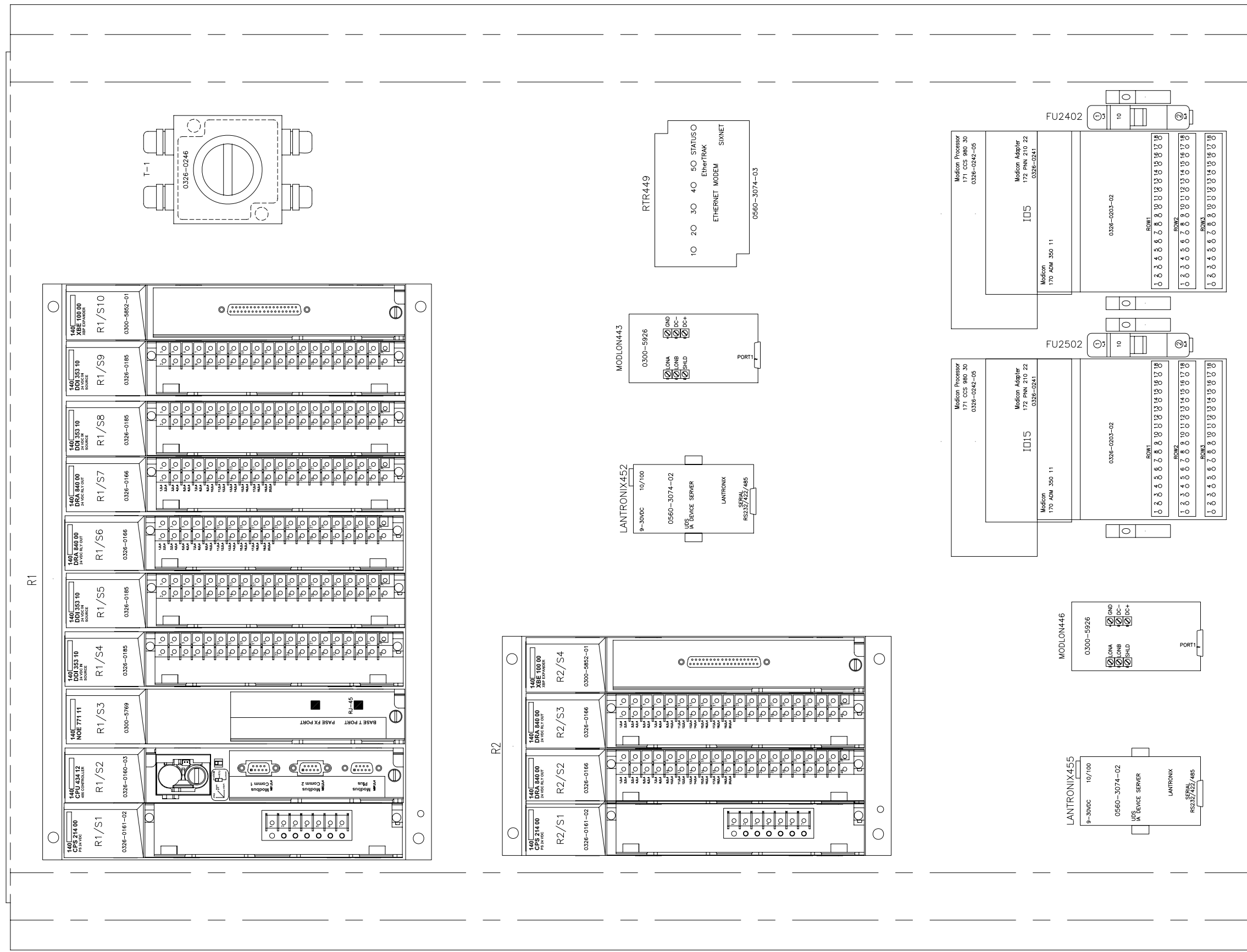
D

C

B

A

LWR_REAR_PNL



ECO NO.	LTR NO.	REVISION	ZONE	DR	CHGR	APPROVED	DATE	ECO NO.	LTR NO.	REVISION	ZONE	DR	CHGR	APPROVED	DATE

PROJECT:
I-BEAR
LOWER REAR PANEL LAYOUT
DISTRIBUTOR:
CUMMINS GOVERNMENT SALES

DO NOT SCALE PRINT		SW TO	PART NO.	NAME	DATE		CUMMINS POWER GENERATION <small>1400 73rd AVE. N MINNEAPOLIS, MN 55412</small>			
THREE ANGLE PROJECTION		COPIED FROM	DR	H. OBEID	04/02/08					
ANG TOL		THIS DOCUMENT IS THE PROPERTY OF CUMMINS POWER GENERATION. IT CONTAINS PROPRIETARY AND CONFIDENTIAL INFORMATION WHICH MUST NOT BE REPRODUCED, USED OR DISCLOSED OTHER THAN EXPRESSLY AUTHORIZED BY CUMMINS POWER GENERATION OR ITS REPRESENTATIVE.	CHGR	S. PRATER	04/02/08		SCHEMATIC-SWITCHGEAR			
DRAWN TO SCALE OF		APPROVED	H. OBEID	04/02/08	SITE CODE			PGA		
AUTOCAD DWG		FOR INTERPRETATION OF DIMENSIONING AND TOLERANCING, SEE ANS1 Y14.5M-1982	MODEL FIRST USED ON	PCIL2006R-653F	DWG NO.	0625-5205	SHEET	33*36	DWG SIZE	D


6

3

2

1

↑



ECO NO.	LTR	NO.	REVISION	ZONE	DR	CHKR	APPROVED	DATE

ECO NO.	LTR	NO.	REVISION	ZONE	DR	CHKR	APPROVED	DATE
FRD34332	A	-	PRODUCTION RELEASE, AS-BUILT	-	HO	SP	HO	08/13/08

PROJECT:
 I-BEAR
 UPPER LH SIDE PANEL LAYOUT
 DISTRIBUTOR:
 CUMMINS GOVERNMENT SALES

DO NOT SCALE PRINT			SW TO	NAME	DATE
ANG TOL			COPIED FROM	DR	H. OBEID 04/02/08
DRAWN TO SCALE OF			THREE ANGLE PROJECTION	CHKR	S. PRATER 04/02/08
			APPROVED	H. OBEID	04/02/08
AUTOCAD DWG			THIS DOCUMENT IS THE PROPERTY OF CUMMINS POWER GENERATION. IT CONTAINS PROPRIETARY AND CONFIDENTIAL INFORMATION WHICH MUST NOT BE REPRODUCED, USED OR DISCLOSED OTHER THAN EXPRESSLY AUTHORIZED BY CUMMINS POWER GENERATION OR ITS REPRESENTATIVE.		

PART NO.	DWG SIZE	DESCRIPTION OF MATERIAL		REF DES.
TITLE			CUMMINS POWER GENERATION	
SITE CODE			1400 73rd AVE NE MINNEAPOLIS, MN 55432	
DWG NO.		SHEET	DWG SIZE	
PCIL2006R-653F		34 of 36	D	
PGA		0625-5205		

6

5

4

↓

3

2

1

D

D

C

C

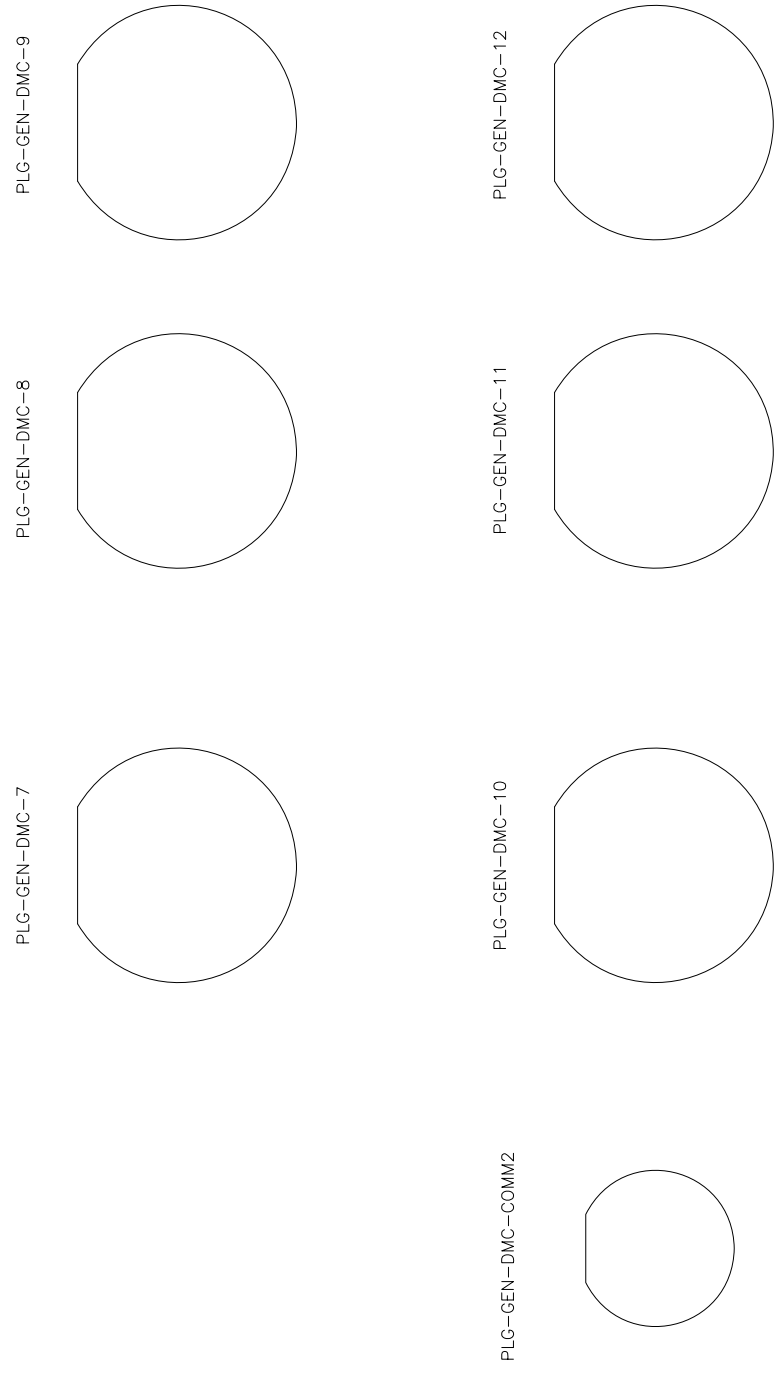
B

B

A

A

LOWER LH DMC SIDE, FRONT VIEW



ECO NO.	LTR	NO.	REVISION	ZONE	DR	CHKR	APPROVED	DATE	ECO NO.	LTR	NO.	REVISION	ZONE	DR	CHKR	APPROVED	DATE

PROJECT:
 I-BEAR
 LOWER LH DMC SIDE, FRONT VIEW
 DISTRIBUTOR:
 CUMMINS GOVERNMENT SALES

DO NOT SCALE PRINT		SW TO	PART NO.	DWG SIZE	DESCRIPTION OF MATERIAL	REF DES.
COPIED FROM	THREE ANGLE PROJECTION	NAME	DR	H. OBEID	DATE	04/02/08
ANG TOL	DRAWN TO SCALE OF	CHKR	MFG	S. PRATER	DATE	04/02/08
<small>THIS DOCUMENT IS THE PROPERTY OF CUMMINS POWER GENERATION. IT CONTAINS PROPRIETARY AND CONFIDENTIAL INFORMATION WHICH MUST NOT BE REPRODUCED, USED OR DISCLOSED OTHER THAN EXPRESSLY AUTHORIZED BY CUMMINS POWER GENERATION OR ITS REPRESENTATIVE.</small>		APPROVED	H. OBEID	DATE	04/02/08	SITE CODE
AUTOCAD DWG		FOR INTERPRETATION OF DIMENSIONING AND TOLERANCING, SEE ANSI Y14.5M-1982	MODEL FIRST USED ON	PCIL2006R-653F	PGA	CUMMINS POWER GENERATION 1400 75th AVE NE MINNEAPOLIS, MN 55432
			TITLE	SCHEMATIC-SWITCHGEAR		
			DWG NO.	0625-5205		SHEET
				35 of 36		DWG SIZE
						D

6

3

2

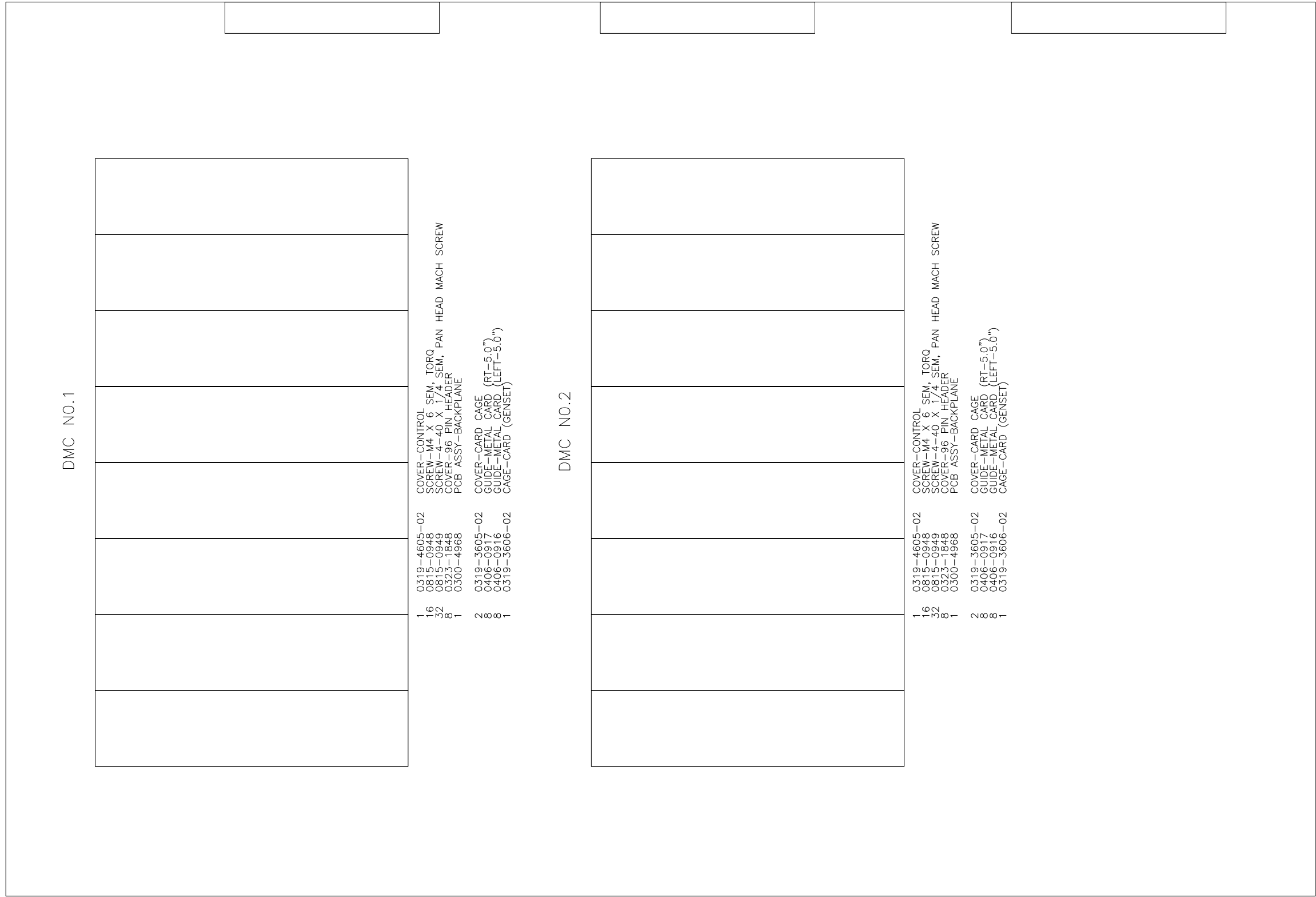
1

↑

6 5 4 3 2 1

D
C
B
A

DMC LOWER DOOR, REAR VIEW



DMC NO.1

- | | | |
|----|--------------|---|
| 1 | 0319-4605-02 | COVER-CONTROL |
| 16 | 0815-0948 | SCREW-M4 X 6 SEM, TORQ |
| 32 | 0815-0949 | SCREW-4-40 X 1/4 SEM, PAN HEAD MACH SCREW |
| 8 | 0323-1848 | COVER-96 PIN HEADER |
| 1 | 0300-4968 | PCB ASSY-BACKPLANE |
| 2 | 0319-3605-02 | COVER-CARD CAGE |
| 8 | 0406-0917 | GUIDE-METAL CARD (RT-5.0") |
| 8 | 0406-0916 | GUIDE-METAL CARD (LEFT-5.0") |
| 1 | 0319-3606-02 | CAGE-CARD (GENSET) |

DMC NO.2

- | | | |
|----|--------------|---|
| 1 | 0319-4605-02 | COVER-CONTROL |
| 16 | 0815-0948 | SCREW-M4 X 6 SEM, TORQ |
| 32 | 0815-0949 | SCREW-4-40 X 1/4 SEM, PAN HEAD MACH SCREW |
| 8 | 0323-1848 | COVER-96 PIN HEADER |
| 1 | 0300-4968 | PCB ASSY-BACKPLANE |
| 2 | 0319-3605-02 | COVER-CARD CAGE |
| 8 | 0406-0917 | GUIDE-METAL CARD (RT-5.0") |
| 8 | 0406-0916 | GUIDE-METAL CARD (LEFT-5.0") |
| 1 | 0319-3606-02 | CAGE-CARD (GENSET) |

ECO NO.	LTR	NO.	REVISION	ZONE	DR	CHKR	APPROVED	DATE	ECO NO.	LTR	NO.	REVISION	ZONE	DR	CHKR	APPROVED	DATE	
									FRD34332	A	-	PRODUCTION RELEASE, AS-BUILT			HO	SP	HO	08/13/08

PROJECT:
I-BEAR
DMC LOWER DOOR
DISTRIBUTOR:
CUMMINS GOVERNMENT SALES

DO NOT SCALE PRINT		SM TO	PART NO.	DWG SIZE	DESCRIPTION OF MATERIAL	REF DES.
COPIED FROM	THREE ANGLE PROJECTION	NAME	DATE			
ANG TOL	SCALE TO	DR	H. OBEID	04/02/08		
		CHKR	S. PRATER	04/02/08		
		APPROVED	H. OBEID	04/02/08		
AUTOCAD DWG		FOR INTERPRETATION OF DIMENSIONING AND TOLERANCING, SEE ANSIS Y14.5M-1982		MODEL FIRST USED ON	SITE CODE	TITLE
				PCIL2006R-653F	PGA	CUMMINS POWER GENERATION 1400 75hp AVE. W. MINNEAPOLIS, MN 55432
						SCHEMATIC-SWITCHGEAR
						DWG NO. 0625-5205
						SHEET 36 of 36
						DWG STD D

6 3 2 1